



OŚRODEK DS. IMO

BIULETYN INFORMACYJNY

Nr 2/2021

Najważniejsze postanowienia 76 sesji Komitetu Ochrony Środowiska Morskiego (MEPC)

Na 76. sesji Komitetu Ochrony Środowiska Morskiego (MEPC), która odbyła się w dniach od 10 do 17 czerwca 2021 r. w formie zdalnej, podjęto szereg zagadnień przedstawionych poniżej.

Obowiązkowe środki mające na celu zmniejszenie intensywności emisji węgla przez statki

Przyjęte przez IMO rozwiązania mają na celu skierowanie żeglugi na kurs prowadzący do osiągnięcia celów w zakresie redukcji emisji gazów cieplarnianych, określonych we Wstępnej Strategii IMO z 2018 r.

Komitet MEPC przyjął poprawki do Załącznika VI do Międzynarodowej Konwencji o zapobieganiu zanieczyszczeniu morza przez statki (MARPOL), które będą wymagały od statków ograniczenia emisji gazów cieplarnianych. Poprawki te łączą podejście techniczne i eksploatacyjne celu poprawy efektywności energetycznej statków, zapewniając również ważne elementy składowe dla przyszłych środków redukcji emisji GHG.

Statki otrzymają klasyfikację swojej efektywności energetycznej (A, B, C, D, E - gdzie A jest oceną najlepszą). Zachęca się administracje, władze portowe i inne zainteresowane strony, aby w stosownych przypadkach, zapewnić zachęty dla statków, które otrzymały ocenę A lub B, wysyłając jednocześnie silny sygnał do rynku i sektora finansowego. Statek, który przez trzy kolejne lata otrzymywał ocenę D lub każdorazowo w przypadku otrzymania oceny E, musi przedłożyć plan działań korygujących, aby wykazać, w jaki sposób zostanie osiągnięty wymagany wskaźnik (C lub wyższy).

Oczekuje się, że zmiany do Załącznika VI do Konwencji MARPOL (przyjęte w skonsolidowanym zmienionym Załączniku VI), wejdą w życie w dniu 1 listopada 2022 r., a wymogi dotyczące certyfikacji EEXI i CII zaczną obowiązywać od dnia 1 stycznia 2023 r. Oznacza to, że pierwsze roczne sprawozdania mogą zostać złożone już pod koniec 2023 r., a pierwsza ocena zostanie przyznana w 2024 r. Klauzula przeglądowa zobowiązuje IMO do dokonania przeglądu skuteczności wdrożenia wymogów CII i EEXI najpóźniej do dnia 1 stycznia 2026 r. oraz, w razie potrzeby, do opracowania i przyjęcia dalszych zmian.

Ocena wpływu

Przyjmując ten środek, Komitet MEPC uwzględnił wyniki kompleksowej oceny jego wpływu, w tym potencjalne negatywne skutki dla państw, oraz uzgodnił, że będzie on poddawany przeglądowi, tak aby można było dokonać wszelkich niezbędnych dostosowań.

Przyjmując poprawki, Komitet MEPC zgodził się w swojej rezolucji na wyciągnięcie wniosków z kompleksowej oceny wpływu poprawek do Załącznika VI do Konwencji MARPOL, w celu udoskonalenia procedury przeprowadzania oceny wpływu w przyszłości.

Komitet MEPC przyjął również plan pracy mający na celu opracowanie średnio- i długoterminowych środków służących dalszej redukcji emisji gazów cieplarnianych z żeglugi.

Przyjęte wytyczne

Wraz z poprawkami do Konwencji MARPOL, Komitet MEPC przyjął związane z nimi wytyczne, mające na celu wsparcie wdrażania tych poprawek.

- Wytyczne 2021 dotyczące metody obliczania osiągniętego wskaźnika efektywności energetycznej dla statku istniejącego (EEXI);

- Wytyczne 2021 w sprawie przeglądu i certyfikacji wskaźnika efektywności energetycznej dla statku istniejącego (EEXI);
- Wytyczne 2021 dotyczące układu ograniczenia mocy na wale / silnika w celu spełnienia wymagań EEXI i wykorzystania rezerwy mocy;
- Wytyczne 2021 dotyczące operacyjnych wskaźników intensywności emisji węgla oraz metod ich obliczania (CII Guidelines , G1);
- Wytyczne 2021 dotyczące linii odniesienia do stosowania z eksploatacyjnymi wskaźnikami intensywności emisji węgla (CII reference lines guidelines, G2);
- Wytyczne 2021 dotyczące eksploatacyjnych współczynników redukcji intensywności emisji węgla w stosunku do linii odniesienia (CII Reduction factor Guidelines, G3) - obejmują one wymagany współczynnik redukcji (Z), który został ustalony na poziomie 11% do roku 2026, w stosunku do roku 2019. Zostanie on jeszcze zmieniony po tej dacie, biorąc pod uwagę przegląd środka i najnowsze badania naukowe dotyczące klimatu;
- Wytyczne 2021 dotyczące oceny eksploatacyjnej intensywności emisji węgla przez statki (CII rating guidelines, G4)

Realizacja celów Wstępnej Strategii GHG IMO

Połączone środki techniczne i operacyjne, zwane krótkoterminowymi środkami dotyczącymi intensywności emisji węgla, są zgodne z ambicjami Wstępnej Strategii IMO dotyczącej gazów cieplarnianych, której celem jest zmniejszenie intensywności emisji węgla z żeglugi międzynarodowej o 40 % do 2030 r. w porównaniu z 2008 r.

Przyszłe prace

Komitet MEPC przedyskutował szereg propozycji dotyczących postępów w kolejnych etapach prac IMO w tym zakresie, co ma doprowadzić do rewizji Wstępnej Strategii GHG w 2023 r.

Komitet MEPC przyjął plan pracy nad konkretnymi działaniami, aby osiągnąć postęp w zakresie kandydujących środków średnio- i długoterminowych, w tym środków zachęcających do odejścia od paliw kopalnych na rzecz paliw nisko- i zeroemisyjnych.

Wstępnie rozważana przez Komitet propozycja, sugerowała obowiązkową opłatę w wysokości 100 USD za tonę ekwiwalentu dwutlenku węgla od ciężkiego paliwa olejowego. Propozycja ta będzie dalej rozpatrywana na spotkaniu międzysesyjnej grupy roboczej w kontekście przyjętego planu pracy wraz z innymi propozycjami środków średnioterminowych.

Plan pracy przewiduje trzy etapy:

Etap 1 – Zestawienie i wstępne rozpatrzenie propozycji środków (wiosna 2021 do wiosny 2022);

Etap II – Ocena i wybór środków do dalszego opracowania (wiosna 2022 r. do wiosny 2023 r.);

Etap III – Opracowanie środka(ów), który(e) zostanie(ą) sfinalizowany(e) w uzgodnionym(ych) terminie(ach).

Międzynarodowa Rada ds. Badań i Rozwoju Morskiego (IMRB)

Komitet MEPC zdecydował, że temat propozycji utworzenia Międzynarodowej Rady ds. Badań i Rozwoju Morskiego, która miałaby być finansowana z opłaty od paliwa wykorzystywanego

w żegludze, nie została dostatecznie omówiona. Dyskusja na ten temat zostanie wznowiona na następnej sesji Komitetu.

Grupa korespondencyjna i międzysesyjna grupa robocza

Komitet MEPC zatwierdził zakres zadań dla Grupy Korespondencyjnej ds. redukcji intensywności emisji węgla oraz spotkań Międzysesyjnej Grupy Roboczej ds. redukcji emisji gazów cieplarnianych ze statków (ISWG-GHG 9 i ISWG-GHG 10). Spotkanie ISWG-GHG 9 odbędzie się we wrześniu, a ISWG-GHG 10 w październiku 2021 r., przed posiedzeniem MEPC 77, które zaplanowane jest na 8-12 listopada 2021 r.

Inne postanowienia Komitetu

Zakaz stosowania HFO w Arktyce

Komitet MEPC przyjął poprawki do Załącznika I Konwencji MARPOL (dodanie nowego przepisu 43A), dotyczące wprowadzenia od dnia 1 lipca 2024 roku, zakazu używania i przewożenia ciężkiego paliwa olejowego (HFO) w celach napędowych, przez statki na wodach arktycznych. Zakaz ten obejmuje stosowanie i przewóz w celach napędowych paliwa, którego gęstość w temperaturze 15°C jest wyższa niż 900 kg/m³ lub którego lepkość kinematyczna w temperaturze 50°C jest wyższa niż 180 mm²/s. Zwolnione byłyby statki zaangażowane w zapewnianie bezpieczeństwa innych statków lub w operacje poszukiwawcze i ratownicze oraz statki pozostające w gotowości na wypadek wycieku oleju i reagowania na ten wyciek. Statki, które spełniają określone normy konstrukcyjne w odniesieniu do ochrony zbiorników paliwa olejowego, musiałyby spełniać wymogi od dnia 1 lipca 2029 r.

Strona Konwencji MARPOL, której linia brzegowa graniczy z wodami arktycznymi, może tymczasowo, do dnia 1 lipca 2029 r., odstąpić od wymogów, w odniesieniu do statków pływających pod jej banderą i działających na wodach podlegających suwerenności lub jurysdykcji tej strony.

Poprawki do Załączników I i IV Konwencji MARPOL dotyczące zwolnienia barek UNSP z wymagań przeglądów i certyfikacji

Komitet MEPC przyjął poprawki do projektu zmian w Załącznikach I i IV do Konwencji MARPOL, dotyczące zwolnienia bezzałogowych barek bez własnego napędu (UNSP) z wymogów przeglądów i certyfikacji.

Poprawka określa, że Administracja może zwolnić barkę UNSP z wymagań corocznych przeglądów i certyfikacji, na okres nie dłuższy niż 5 lat, pod warunkiem że barka UNSP została poddana przeglądowi w celu potwierdzenia spełnienia określonych warunków.

Poprawki dostarczają również formularz Międzynarodowego świadectwa o wyłączeniu bezzałogowych barek bez własnego napędu (UNSP) z obowiązku zapobiegania zanieczyszczeniu olejami. Oczekuje się, że Komitet MEPC zaaprobuje również powiązany okólnik dotyczący wytycznych dla zwolnień barek UNSP.

Poprawki do Konwencji AFS

Komitet MEPC przyjął poprawki do Międzynarodowej konwencji w sprawie kontroli nad systemami przeciwporostowymi stosowanymi na statkach (Konwencja AFS), w celu włączenia kontroli biocydu cybutryny. Poprawki wejdą w życie 1 stycznia 2023 r. i od tej daty Konwencja AFS zakazuje stosowania/lub ponownego zastosowania systemów zawierających cybutrynę. Wszystkie statki powinny usunąć lub uszczelnić takie systemy nie później niż 60 miesięcy, od ostatniej daty zastosowania systemu.

Rezolucje uchwalone podczas sesji MEPC 103 zawarte są poniżej
w załącznikach do Raportu posesyjnego
– MEPC 76/15/Add.1 oraz MEPC 76/15/Add.2

MARINE ENVIRONMENT PROTECTION
COMMITTEE
76th session
Agenda item 15

MEPC 76/15/Add.1
24 August 2021
Original: ENGLISH

**REPORT OF THE MARINE ENVIRONMENT PROTECTION COMMITTEE
ON ITS SEVENTY-SIXTH SESSION**

Attached is annex 1 to the report of the Marine Environment Protection Committee on its seventy-sixth session (MEPC 76/15).

LIST OF ANNEXES

ANNEX 1 RESOLUTION MEPC.328(76) - AMENDMENTS TO MARPOL ANNEX VI
(2021 REVISED MARPOL ANNEX VI)

(See document MEPC 76/15/Add.2 for annexes 2 to 20)

ANNEX 1

RESOLUTION MEPC.328(76)

AMENDMENTS TO THE ANNEX OF THE PROTOCOL OF 1997 TO AMEND THE INTERNATIONAL CONVENTION FOR THE PREVENTION OF POLLUTION FROM SHIPS, 1973, AS MODIFIED BY THE PROTOCOL OF 1978 RELATING THERETO

2021 Revised MARPOL Annex VI

THE MARINE ENVIRONMENT PROTECTION COMMITTEE,

RECALLING Article 38(a) of the Convention on the International Maritime Organization concerning the functions of the Marine Environment Protection Committee (the Committee) conferred upon it by international conventions for the prevention and control of marine pollution from ships,

RECALLING ALSO article 16 of the International Convention for the Prevention of Pollution from Ships, 1973, as modified by the Protocols of 1978 and 1997 relating thereto (MARPOL), which specifies the amendment procedure and confers upon the appropriate body of the Organization the function of considering amendments thereto for adoption by the Parties,

RECALLING FURTHER that the Committee, at its seventy-second session, adopted resolution MEPC.304(72) on the *Initial IMO Strategy on reduction of GHG emissions from ships*,

HAVING CONSIDERED, at its seventy-sixth session, proposed amendments to MARPOL Annex VI concerning mandatory goal-based technical and operational measures to reduce carbon intensity of international shipping and exemption of unmanned non-self-propelled (UNSP) barges from certain survey and certification requirements, which were circulated in accordance with article 16(2)(a) of MARPOL,

HAVING ALSO CONSIDERED, at its seventy-sixth session, the comprehensive assessment of the impacts of the proposed amendments to MARPOL Annex VI on States, including on developing countries, especially on least developed countries (LDCs) and small island developing States (SIDS),*

1 ADOPTS, in accordance with article 16(2)(d) of MARPOL, the amendments to MARPOL Annex VI, the text of which is set out in the annex to the present resolution;

2 DETERMINES, in accordance with article 16(2)(f)(iii) of MARPOL, that the amendments to MARPOL Annex VI shall be deemed to have been accepted on 1 May 2022 unless prior to that date not less than one third of the Parties or Parties the combined merchant fleets of which constitute not less than 50% of the gross tonnage of the world's merchant fleet have communicated to the Organization their objection to the amendments;

3 INVITES the Parties to note that, in accordance with article 16(2)(g)(ii) of MARPOL, the amendments to MARPOL Annex VI shall enter into force on 1 November 2022 upon its acceptance in accordance with paragraph 2 above;

4 INVITES ALSO the Parties to consider and initiate as soon as possible the development of a Carbon Intensity Code;

* As set out in documents MEPC 76/7/13, MEPC 76/INF.68, and MEPC 76/INF.68/Add.1, Add.2 and Add.3.

5 INVITES the Organization, mindful of the review clauses provided for in regulations 25.3 and 28.11 of the amendments to MARPOL Annex VI, to initiate the respective reviews as early as possible;

6 INVITES ALSO the Organization to keep under review the impacts on States of the aforesaid amendments to MARPOL Annex VI, paying particular attention to the needs of developing countries, especially LDCs and SIDS, so that any necessary adjustments can be made;

7 AGREES to undertake a lessons-learned exercise from the comprehensive impact assessment of the amendments to MARPOL Annex VI, with a view to improving the procedure for conducting future impact assessments taking into account the *Procedure for assessing impacts on States of candidate measures* (MEPC.1/Circ.885) and the terms of reference for the impact assessment of the short-term measure;[†]

8 ENCOURAGES the Parties to consider early application of the aforesaid amendments;

9 REQUESTS the Secretary-General, for the purposes of article 16(2)(e) of MARPOL, to transmit certified copies of the present resolution and the text of the amendments to MARPOL Annex VI contained in the annex to all Parties to MARPOL;

10 REQUESTS ALSO the Secretary-General to transmit copies of the present resolution and its annex to Members of the Organization which are not Parties to MARPOL.

[†] As set out in the *Terms of reference and arrangements for the conduct of a comprehensive impact assessment of the short-term measure before MEPC 76* (MEPC 75/18, annex 6).

ANNEX

MARPOL ANNEX VI

REGULATIONS FOR THE PREVENTION OF AIR POLLUTION FROM SHIPS

Chapter 1 – General

Regulation 1

Application

The provisions of this Annex shall apply to all ships, except where expressly provided otherwise.

Regulation 2

Definitions

- 1 For the purpose of this Annex:
 - .1 *Annex* means Annex VI to the International Convention for the Prevention of Pollution from Ships, 1973 (MARPOL), as modified by the Protocol of 1978 relating thereto, and as modified by the Protocol of 1997, as amended by the Organization, provided that such amendments are adopted and brought into force in accordance with the provisions of article 16 of the present Convention.
 - .2 *A similar stage of construction* means the stage at which:
 - .1 construction identifiable with a specific ship begins; and
 - .2 assembly of that ship has commenced comprising at least 50 tonnes or one per cent of the estimated mass of all structural material, whichever is less.
 - .3 *Anniversary date* means the day and the month of each year that will correspond to the date of expiry of the International Air Pollution Prevention Certificate.
 - .4 *Audit* means a systematic, independent and documented process for obtaining audit evidence and evaluating it objectively to determine the extent to which audit criteria are fulfilled.
 - .5 *Audit Scheme* means the IMO Member State Audit Scheme established by the Organization and taking into account the guidelines developed by the Organization.¹
 - .6 *Audit Standard* means the Code for Implementation.
 - .7 *Auxiliary control device* means a system, function or control strategy installed on a marine diesel engine that is used to protect the engine and/or its ancillary equipment against operating conditions that could result in damage or failure, or that is used to facilitate the starting of the engine. An auxiliary control device

¹ Refer to the Framework and Procedures for the IMO Member State Audit Scheme (resolution A.1067(28)).

- may also be a strategy or measure that has been satisfactorily demonstrated not to be a defeat device.
- .8 *Code for Implementation* means the IMO Instruments Implementation Code (III Code) adopted by the Organization by resolution A.1070(28).
- .9 *Continuous feeding* is defined as the process whereby waste is fed into a combustion chamber without human assistance while the incinerator is in normal operating conditions with the combustion chamber operative temperature between 850°C and 1,200°C.
- .10 *Defeat device* means a device that measures, senses or responds to operating variables (e.g. engine speed, temperature, intake pressure or any other parameter) for the purpose of activating, modulating, delaying or deactivating the operation of any component or the function of the emission control system such that the effectiveness of the emission control system is reduced under conditions encountered during normal operation, unless the use of such a device is substantially included in the applied emission certification test procedures.
- .11 *Electronic Record Book* means a device or system, approved by the Administration, used to electronically record the required entries for discharges, transfers and other operations as required under this Annex in lieu of a hard copy record book.²
- .12 *Emission* means any release of substances, subject to control by this Annex, from ships into the atmosphere or sea.
- .13 *Emission control area* means an area where the adoption of special mandatory measures for emissions from ships is required to prevent, reduce and control air pollution from NO_x or SO_x and particulate matter or all three types of emissions and their attendant adverse impacts on human health and the environment. Emission control areas shall include those listed in, or designated under, regulations 13 and 14 of this Annex.
- .14 *Fuel oil* means any fuel delivered to and intended for combustion purposes for propulsion or operation on board a ship, including gas, distillate and residual fuels.
- .15 *Gross tonnage* means the gross tonnage calculated in accordance with the tonnage measurement regulations contained in Annex I to the International Convention on Tonnage Measurements of Ships, 1969, or any successor Convention.
- .16 *In-use sample* means a sample of fuel oil in use on a ship.
- .17 *Installations* in relation to regulation 12 of this Annex means the installation of systems, equipment, including portable fire-extinguishing units, insulation, or other material on a ship, but excludes the repair or recharge of previously installed systems, equipment, insulation or other material, or the recharge of portable fire-extinguishing units.

² Refer to the *Guidelines for the use of electronic record books under MARPOL* (resolution MEPC.312(74)).

- .18 *Installed* means a marine diesel engine that is or is intended to be fitted on a ship, including a portable auxiliary marine diesel engine, only if its fuelling, cooling or exhaust system is an integral part of the ship. A fuelling system is considered integral to the ship only if it is permanently affixed to the ship. This definition includes a marine diesel engine that is used to supplement or augment the installed power capacity of the ship and is intended to be an integral part of the ship.
- .19 *Irrational emission control strategy* means any strategy or measure that, when the ship is operated under normal conditions of use, reduces the effectiveness of an emission control system to a level below that expected on the applicable emission test procedures.
- .20 *Low-flashpoint fuel* means gaseous or liquid fuel oil having a flashpoint lower than otherwise permitted under paragraph 2.1.1 of regulation 4 of chapter II-2 of the International Convention for the Safety of Life at Sea (SOLAS), 1974, as amended.
- .21 *Marine diesel engine* means any reciprocating internal combustion engine operating on liquid or dual fuel, to which regulation 13 of this Annex applies, including booster/compound systems if applied. In addition, a gas-fuelled engine installed on a ship constructed on or after 1 March 2016 or a gas-fuelled additional or non-identical replacement engine installed on or after that date is also considered as a marine diesel engine.
- .22 *MARPOL delivered sample* means the sample of fuel oil delivered in accordance with regulation 18.8.1 of this Annex.
- .23 *NO_x Technical Code* means the Technical Code on Control of Emission of Nitrogen Oxides from Marine Diesel Engines adopted by resolution 2 of the 1997 MARPOL Conference, as amended by the Organization, provided that such amendments are adopted and brought into force in accordance with the provisions of article 16 of the present Convention.
- .24 *Onboard sample* means a sample of fuel oil intended to be used or carried for use on board that ship.
- .25 *Ozone-depleting substances* means controlled substances defined in paragraph (4) of article 1 of the Montreal Protocol on Substances that Deplete the Ozone Layer, 1987, listed in Annexes A, B, C or E to the said Protocol in force at the time of application or interpretation of this Annex.

Ozone-depleting substances that may be found on board ship include, but are not limited to:

Halon 1211	Bromochlorodifluoromethane
Halon 1301	Bromotrifluoromethane
Halon 2402	1,2-Dibromo-1,1,2,2-tetrafluoroethane (also known as Halon 114B2)
CFC-11	Trichlorofluoromethane
CFC-12	Dichlorodifluoromethane
CFC-113	1,1,2-Trichloro-1,2,2-trifluoroethane

CFC-114	1,2-Dichloro-1,1,2,2-tetrafluoroethane
CFC-115	Chloropentafluoroethane

- .26 *Shipboard incineration* means the incineration of wastes or other matter on board a ship, if such wastes or other matter were generated during the normal operation of that ship.
- .27 *Shipboard incinerator* means a shipboard facility designed for the primary purpose of incineration.
- .28 *Ships constructed* means ships the keels of which are laid or that are at a similar stage of construction.
- .29 *Sludge oil* means sludge from the fuel oil or lubricating oil separators, waste lubricating oil from main or auxiliary machinery, or waste oil from bilge water separators, oil filtering equipment or drip trays.
- .30 *Sulphur content of fuel oil* means the concentration of sulphur in a fuel oil, measured in % m/m as tested in accordance with a standard acceptable to the Organization.³
- .31 *Tanker* in relation to regulation 15 of this Annex means an oil tanker as defined in regulation 1 of Annex I of the present Convention or a chemical tanker as defined in regulation 1 of Annex II of the present Convention.
- .32 *Unmanned non-self-propelled (UNSP) barge* means a barge that:
- .1 is not propelled by mechanical means;
 - .2 has no system, equipment and/or machinery fitted that may generate emissions regulated by this Annex; and
 - .3 has neither persons nor living animals on board.
- 2 For the purpose of chapter 4:
- .1 *A ship delivered on or after 1 September 2019* means a ship:
 - .1 for which the building contract is placed on or after 1 September 2015; or
 - .2 in the absence of a building contract, the keel of which is laid, or which is at a similar stage of construction, on or after 1 March 2016; or
 - .3 the delivery of which is on or after 1 September 2019.
 - .2 *Attained annual operational CII* is the operational carbon intensity indicator value achieved by an individual ship in accordance with regulations 26 and 28 of this Annex.

³ Refer to ISO 8754:2003 Petroleum products – Determination of sulphur content – Energy-dispersive X-ray fluorescence spectrometry.

- .3 *Attained EEDI* is the EEDI value achieved by an individual ship in accordance with regulation 22 of this Annex.
- .4 *Attained EEXI* is the EEXI value achieved by an individual ship in accordance with regulation 23 of this Annex.
- .5 *Bulk carrier* means a ship which is intended primarily to carry dry cargo in bulk, including such types as ore carriers as defined in regulation 1 of chapter XII of the International Convention for the Safety of Life at Sea (SOLAS), 1974, (as amended) but excluding combination carriers.
- .6 *Calendar year* means the period from 1 January until 31 December inclusive.
- .7 *Combination carrier* means a ship designed to load 100% deadweight with both liquid and dry cargo in bulk.
- .8 *Company* means the owner of the ship or any other organization or person such as the manager, or the bareboat charterer, who has assumed the responsibility for operation of the ship from the owner of the ship and who on assuming such responsibility has agreed to take over all the duties and responsibilities imposed by the International Management Code for the Safe Operation of Ships and for Pollution Prevention, as amended.
- .9 *Containership* means a ship designed exclusively for the carriage of containers in holds and on deck.
- .10 *Conventional propulsion* in relation to chapter 4 means a method of propulsion where a main reciprocating internal combustion engine(s) is the prime mover and coupled to a propulsion shaft either directly or through a gear box.
- .11 *Cruise passenger ship* in relation to chapter 4 means a passenger ship not having a cargo deck, designed exclusively for commercial transportation of passengers in overnight accommodations on a sea voyage.
- .12 *Distance travelled* means distance travelled over ground.
- .13 *Existing ship* means a ship which is not a new ship.
- .14 *Gas carrier* in relation to chapter 4 means a cargo ship, other than an LNG carrier as defined in paragraph 2.16 of this regulation, constructed or adapted and used for the carriage in bulk of any liquefied gas.
- .15 *General cargo ship* means a ship with a multi-deck or single deck hull designed primarily for the carriage of general cargo. This definition excludes specialized dry cargo ships, which are not included in the calculation of reference lines for general cargo ships, namely livestock carrier, barge carrier, heavy load carrier, yacht carrier, nuclear fuel carrier.
- .16 *LNG carrier* in relation to chapter 4 of this Annex means a cargo ship constructed or adapted and used for the carriage in bulk of liquefied natural gas (LNG).
- .17 *Major conversion* means in relation to chapter 4 of this Annex a conversion of a ship:

- .1 which substantially alters the dimensions, carrying capacity or engine power of the ship; or
 - .2 which changes the type of the ship; or
 - .3 the intent of which in the opinion of the Administration is substantially to prolong the life of the ship; or
 - .4 which otherwise so alters the ship that, if it were a new ship, it would become subject to relevant provisions of the present Convention not applicable to it as an existing ship; or
 - .5 which substantially alters the energy efficiency of the ship and includes any modifications that could cause the ship to exceed the applicable required EEDI as set out in regulation 24 of this Annex or the applicable required EEXI as set out in regulation 25 of this Annex.
- .18 *New ship* means a ship:
- .1 for which the building contract is placed on or after 1 January 2013; or
 - .2 in the absence of a building contract, the keel of which is laid or which is at a similar stage of construction on or after 1 July 2013; or
 - .3 the delivery of which is on or after 1 July 2015.
- .19 *Non-conventional propulsion* in relation to chapter 4 of this Annex means a method of propulsion, other than conventional propulsion, including diesel-electric propulsion, turbine propulsion, and hybrid propulsion systems.
- .20 *Passenger ship* means a ship which carries more than 12 passengers.
- .21 *Polar Code* means the International Code for Ships Operating in Polar Waters, consisting of an introduction, parts I-A and II-A and parts I-B and II-B, adopted by resolutions MSC.385(94) and MEPC.264(68), as may be amended, provided that:
- .1 amendments to the environment-related provisions of the introduction and chapter 1 of part II-A of the Polar Code are adopted, brought into force and take effect in accordance with the provisions of article 16 of the present Convention concerning the amendment procedures applicable to an appendix to an annex; and
 - .2 amendments to part II-B of the Polar Code are adopted by the Marine Environment Protection Committee in accordance with its Rules of Procedure.
- .22 *Refrigerated cargo carrier* means a ship designed exclusively for the carriage of refrigerated cargoes in holds.

- .23 *Required annual operational CII* is the target value of attained annual operational CII in accordance with regulations 26 and 28 of this Annex for the specific ship type and size.
- .24 *Required EEDI* is the maximum value of attained EEDI that is allowed by regulation 24 of this Annex for the specific ship type and size.
- .25 *Required EEXI* is the maximum value of attained EEXI that is allowed by regulation 25 of this Annex for the specific ship type and size.
- .26 *Ro-ro cargo ship* means a ship designed for the carriage of roll-on-roll-off cargo transportation units.
- .27 *Ro-ro cargo ship (vehicle carrier)* means a multi-deck roll-on-roll-off cargo ship designed for the carriage of empty cars and trucks.
- .28 *Ro-ro passenger ship* means a passenger ship with roll-on-roll-off cargo spaces.
- .29 *Tanker* means an oil tanker as defined in regulation 1 of Annex I of the present Convention or a chemical tanker or an NLS tanker as defined in regulation 1 of Annex II of the present Convention.

Regulation 3

Exceptions and exemptions

General

- 1 Regulations of this Annex shall not apply to:
 - .1 any emission necessary for the purpose of securing the safety of a ship or saving life at sea; or
 - .2 any emission resulting from damage to a ship or its equipment:
 - .2.1 provided that all reasonable precautions have been taken after the occurrence of the damage or discovery of the emission for the purpose of preventing or minimizing the emission; and
 - .2.2 except if the owner or the master acted either with intent to cause damage, or recklessly and with knowledge that damage would probably result.

Trials for ship emission reduction and control technology research

2 The Administration of a Party may, in cooperation with other Administrations as appropriate, issue an exemption from specific provisions of this Annex for a ship to conduct trials for the development of ship emission reduction and control technologies and engine design programmes. Such an exemption shall only be provided if the applications of specific provisions of the Annex or the revised NO_x Technical Code 2008 could impede research into the development of such technologies or programmes. A permit issued under this regulation shall not exempt a ship from the reporting requirement under regulation 27 and shall not alter the type and scope of data required to be reported under regulation 27. A permit for such an exemption

shall only be provided to the minimum number of ships necessary and be subject to the following provisions:

- .1 for marine diesel engines with a per cylinder displacement up to 30 L, the duration of the sea trial shall not exceed 18 months. If additional time is required, a permitting Administration or Administrations may permit a renewal for one additional 18-month period; or
- .2 for marine diesel engines with a per cylinder displacement at or above 30 L, the duration of the ship trial shall not exceed five years and shall require a progress review by the permitting Administration or Administrations at each intermediate survey. A permit may be withdrawn based on this review if the testing has not adhered to the conditions of the permit or if it is determined that the technology or programme is not likely to produce effective results in the reduction and control of ship emissions. If the reviewing Administration or Administrations determine that additional time is required to conduct a test of a particular technology or programme, a permit may be renewed for an additional time period not to exceed five years.

Emissions from seabed mineral activities

3.1 Emissions directly arising from the exploration, exploitation and associated offshore processing of seabed mineral resources are, consistent with article 2(3)(b)(ii) of the present Convention, exempt from the provisions of this Annex. Such emissions include the following:

- .1 emissions resulting from the incineration of substances that are solely and directly the result of exploration, exploitation and associated offshore processing of seabed mineral resources, including but not limited to the flaring of hydrocarbons and the burning of cuttings, muds, and/or stimulation fluids during well completion and testing operations, and flaring arising from upset conditions;
- .2 the release of gases and volatile compounds entrained in drilling fluids and cuttings;
- .3 emissions associated solely and directly with the treatment, handling or storage of seabed minerals; and
- .4 emissions from marine diesel engines that are solely dedicated to the exploration, exploitation and associated offshore processing of seabed mineral resources.

3.2 The requirements of regulation 18 of this Annex shall not apply to the use of hydrocarbons that are produced and subsequently used on site as fuel, when approved by the Administration.

Unmanned non-self-propelled barges

4 The Administration may exempt an unmanned non-self-propelled (UNSP) barge⁴ from the requirements of regulations 5.1 and 6.1 of this Annex by means of an International Air Pollution Prevention Exemption Certificate for Unmanned Non-self-propelled (UNSP) Barges,

⁴ Refer to the *Guidelines for exemption of unmanned non-self-propelled (UNSP) barges from the survey and certification requirements under the MARPOL Convention* (MEPC.1/Circ.892).

for a period not exceeding five years provided that the barge has undergone a survey to confirm that conditions referred to in regulations 2.1.32.1 to 2.1.32.3 of this Annex are met.

Regulation 4 *Equivalents*

1 The Administration of a Party may allow any fitting, material, appliance or apparatus to be fitted in a ship or other procedures, alternative fuel oils, or compliance methods used as an alternative to those required by this Annex if such fitting, material, appliance or apparatus or other procedures, alternative fuel oils, or compliance methods are at least as effective in terms of emissions reductions as those required by this Annex, including any of the standards set forth in regulations 13 and 14.

2 The Administration of a Party that allows a fitting, material, appliance or apparatus or other procedures, alternative fuel oils, or compliance methods used as an alternative to those required by this Annex shall communicate to the Organization for circulation to the Parties particulars thereof, for their information and appropriate action, if any.

3 The Administration of a Party should take into account any relevant guidelines developed by the Organization⁵ pertaining to the equivalents provided for in this regulation.

4 The Administration of a Party that allows the use of an equivalent as set forth in paragraph 1 of this regulation shall endeavour not to impair or damage its environment, human health, property or resources or those of other States.

Chapter 2 – Survey, certification and means of control

Regulation 5 *Surveys*

1 Every ship of 400 gross tonnage and above and every fixed and floating drilling rig or other platform shall, to ensure compliance with the requirements of chapter 3 of this Annex, be subject to the surveys specified below:

- .1 An initial survey before the ship is put into service or before the certificate required under regulation 6 of this Annex is issued for the first time. This survey shall be such as to ensure that the equipment, systems, fittings, arrangements and material fully comply with the applicable requirements of chapter 3 of this Annex;
- .2 A renewal survey at intervals specified by the Administration, but not exceeding five years, except where regulation 9.2, 9.5, 9.6 or 9.7 of this Annex is applicable. The renewal survey shall be such as to ensure that the equipment, systems, fittings, arrangements and material fully comply with applicable requirements of chapter 3 of this Annex;
- .3 An intermediate survey within three months before or after the second anniversary date or within three months before or after the third anniversary date of the certificate which shall take the place of one of the annual surveys specified in paragraph 1.4 of this regulation. The intermediate survey shall be such as to ensure that the equipment and arrangements fully comply with the applicable requirements of chapter 3 of this Annex and are in good working

⁵ Refer to 2015 Guidelines for exhaust gas cleaning systems (resolution MEPC.259(68)).

order. Such intermediate surveys shall be endorsed on the IAPP Certificate issued under regulation 6 or 7 of this Annex;

- .4 An annual survey within three months before or after each anniversary date of the certificate, including a general inspection of the equipment, systems, fittings, arrangements and material referred to in paragraph 1.1 of this regulation to ensure that they have been maintained in accordance with paragraph 5 of this regulation and that they remain satisfactory for the service for which the ship is intended. Such annual surveys shall be endorsed on the IAPP Certificate issued under regulation 6 or 7 of this Annex; and
- .5 An additional survey either general or partial, according to the circumstances, shall be made whenever any important repairs or renewals are made as prescribed in paragraph 5 of this regulation or after a repair resulting from investigations prescribed in paragraph 6 of this regulation. The survey shall be such as to ensure that the necessary repairs or renewals have been effectively made, that the material and workmanship of such repairs or renewals are in all respects satisfactory and that the ship complies in all respects with the requirements of chapter 3 of this Annex.

2 In the case of ships of less than 400 gross tonnage, the Administration may establish appropriate measures in order to ensure that the applicable provisions of chapter 3 of this Annex are complied with.

3 Surveys of ships as regards the enforcement of the provisions of this Annex shall be carried out by officers of the Administration.

- .1 The Administration may, however, entrust the surveys either to surveyors nominated for the purpose or to organizations recognized by it. Such organizations shall comply with the guidelines adopted by the Organization;⁶
- .2 The survey of marine diesel engines and equipment for compliance with regulation 13 of this Annex shall be conducted in accordance with the revised NO_x Technical Code 2008;
- .3 When a nominated surveyor or recognized organization determines that the condition of the equipment does not correspond substantially with the particulars of the certificate, it shall ensure that corrective action is taken and shall in due course notify the Administration. If such corrective action is not taken, the certificate shall be withdrawn by the Administration. If the ship is in a port of another Party, the appropriate authorities of the port State shall also be notified immediately. When an officer of the Administration, a nominated surveyor or recognized organization has notified the appropriate authorities of the port State, the Government of the port State concerned shall give such officer, surveyor or organization any necessary assistance to carry out their obligations under this regulation; and
- .4 In every case, the Administration concerned shall fully guarantee the completeness and efficiency of the survey and shall undertake to ensure the necessary arrangements to satisfy this obligation.

⁶ Refer to the Code for Recognized Organizations (RO Code), as adopted by the Organization by resolution MEPC.237(65), as may be amended by the Organization. Refer also to the Survey Guidelines under the Harmonized System of Survey and Certification (HSSC), 2019 (resolution A.1140(31)).

4 Ships to which chapter 4 of this Annex applies shall also be subject to the surveys specified below, taking into account the guidelines adopted by the Organization:⁷

- .1 An initial survey carried out before a new ship is put in service and before the International Energy Efficiency Certificate is issued. The survey shall verify that the ship's attained EEDI is in accordance with the requirements in chapter 4 of this Annex, and that the SEEMP required by regulation 26 of this Annex is on board;
- .2 A general or partial survey, according to the circumstances, carried out after a major conversion of a new ship to which this regulation applies. The survey shall ensure that the attained EEDI is recalculated as necessary and meets the requirement of regulation 24 of this Annex, with the reduction factor applicable to the ship type and size of the converted ship in the phase corresponding to the date of contract or keel laying or delivery determined for the original ship in accordance with regulation 2.2.18 of this Annex;
- .3 In cases where the major conversion of a new or existing ship is so extensive that the ship is regarded by the Administration as a newly constructed ship, the Administration shall determine the necessity of an initial survey on attained EEDI. Such a survey, if determined necessary, shall ensure that the attained EEDI is calculated and meets the requirement of regulation 24 of this Annex, with the reduction factor applicable corresponding to the ship type and size of the converted ship at the date of the contract of the conversion, or in the absence of a contract, the commencement date of the conversion. The survey shall also verify that the SEEMP required by regulation 26 of this Annex is on board and, for a ship to which regulation 27 applies, has been revised appropriately to reflect a major conversion in those cases where the major conversion affects data collection methodology and/or reporting processes;
- .4 For existing ships, the verification of the requirement to have a SEEMP on board according to regulation 26 of this Annex shall take place at the first intermediate or renewal survey identified in paragraph 1 of this regulation, whichever is the first, on or after 1 January 2013;
- .5 The Administration shall ensure that for each ship to which regulation 27 applies, the SEEMP complies with regulation 26.2 of this Annex. This shall be done prior to collecting data under regulation 27 of this Annex in order to ensure the methodology and processes are in place prior to the beginning of the ship's first reporting period. Confirmation of compliance shall be provided to and retained on board the ship;
- .6 The Administration shall ensure that, for each ship to which regulation 28 applies, the SEEMP complies with regulation 26.3.1 of this Annex. This shall be done prior to 1 January 2023. Confirmation of compliance shall be provided to, and retained on board, the ship;
- .7 The verification that the ship's attained EEXI is in accordance with the requirements in regulations 23 and 25 of this Annex shall take place at the first annual, intermediate or renewal survey identified in paragraph 1 of this

⁷ Refer to the *2014 Guidelines on survey and certification of the Energy Efficiency Design Index* (resolution MEPC.254(67)), as amended by resolutions MEPC.261(68) and MEPC.309(73)); consolidated text: MEPC.1/Circ.855/Rev.2, as may be further amended.

regulation or the initial survey identified in paragraphs 4.1 and 4.3 of this regulation, whichever is the first, on or after 1 January 2023; and

- .8 Notwithstanding paragraph 4.7 of this regulation, a general or partial survey, according to the circumstances, carried out after a major conversion of a ship to which regulation 23 of this Annex applies. The survey shall ensure that the attained EEXI is recalculated as necessary and meets the requirement of regulation 25 of this Annex.

5 The equipment shall be maintained to conform with the provisions of this Annex and no changes shall be made in the equipment, systems, fittings, arrangements or material covered by the survey, without the express approval of the Administration. The direct replacement of such equipment and fittings with equipment and fittings that conform with the provisions of this Annex is permitted.

6 Whenever an accident occurs to a ship or a defect is discovered that substantially affects the efficiency or completeness of its equipment covered by this Annex, the master or owner of the ship shall report at the earliest opportunity to the Administration, a nominated surveyor or recognized organization responsible for issuing the relevant certificate.

Regulation 6

Issue or endorsement of Certificates and Statements of Compliance related to fuel oil consumption reporting and operational carbon intensity rating

International Air Pollution Prevention Certificate

1 An International Air Pollution Prevention (IAPP) Certificate shall be issued, after an initial or renewal survey in accordance with the provisions of regulation 5 of this Annex, to:

- .1 any ship of 400 gross tonnage and above engaged in voyages to ports or offshore terminals under the jurisdiction of other Parties; and
- .2 platforms and drilling rigs engaged in voyages to waters under the sovereignty or jurisdiction of other Parties.

2 A ship constructed before the date this Annex enters into force for that particular ship's Administration, shall be issued with an IAPP Certificate in accordance with paragraph 1 of this regulation no later than the first scheduled dry-docking after the date of such entry into force, but in no case later than three years after this date.

3 Such certificate shall be issued or endorsed either by the Administration or by any person or organization duly authorized by it.⁸ In every case, the Administration assumes full responsibility for the certificate.

International Energy Efficiency Certificate

4 An International Energy Efficiency Certificate for the ship shall be issued after a survey in accordance with the provisions of regulation 5.4 of this Annex to any ship of 400 gross tonnage and above before that ship may engage in voyages to ports or offshore terminals under the jurisdiction of other Parties.

⁸ Refer to the Code for Recognized Organizations (RO Code), as adopted by the Organization by resolution MEPC.237(65), as may be amended by the Organization.

5 The certificate shall be issued or endorsed either by the Administration or any organization duly authorized by it.⁸ In every case, the Administration assumes full responsibility for the certificate.

Statement of Compliance related to fuel oil consumption reporting and operational carbon intensity rating

6 Upon receipt of reported data pursuant to regulation 27.3 of this Annex and attained annual operational CII pursuant to regulation 28.2 of this Annex, the Administration or any organization duly authorized by it shall:

- .1 determine whether the data has been reported in accordance with regulation 27 of this Annex;
- .2 verify that the attained annual operational CII reported is based on the data submitted in accordance with regulation 27 of this Annex;
- .3 based on the verified attained annual operational CII, determine the operational carbon intensity rating of the ship in accordance with regulation 28.6 of this Annex; and
- .4 issue a Statement of Compliance related to fuel oil consumption reporting and operational carbon intensity rating to the ship no later than five months from the beginning of the calendar year, upon determination and verification pursuant to regulations 6.6.1 to 6.6.3 of this Annex. In every case, the Administration assumes full responsibility for this Statement of Compliance.

7 Upon receipt of reported data pursuant to regulations 27.4, 27.5 or 27.6 of this Annex, the Administration or any organization duly authorized by it⁹ shall promptly determine whether the data has been reported in accordance with regulation 27 and, if so, issue a Statement of Compliance to the ship. In every case, the Administration assumes full responsibility for this Statement of Compliance.

8 Notwithstanding paragraph 6 of this regulation, a ship rated as D for three consecutive years or rated as E in accordance with regulation 28 of this Annex shall not be issued a Statement of Compliance unless a plan of corrective actions is duly developed and reflected in the SEEMP and verified by the Administration or any organization duly authorized by it in accordance with regulations 28.7 and 28.8 of this Annex.

Regulation 7

Issue of a Certificate by another Party

1 A Party may, at the request of the Administration, cause a ship to be surveyed and, if satisfied that the provisions of this Annex are complied with, shall issue or authorize the issue of an IAPP Certificate or an International Energy Efficiency Certificate to the ship, and where appropriate, endorse or authorize the endorsement of such certificates on the ship, in accordance with this Annex.

2 A copy of the certificate and a copy of the survey report shall be transmitted as soon as possible to the requesting Administration.

⁹ Refer to the Code for Recognized Organizations (RO Code), as adopted by the Organization by resolution MEPC.237(65), as may be amended by the Organization.

3 A certificate so issued shall contain a statement to the effect that it has been issued at the request of the Administration and it shall have the same force and receive the same recognition as a certificate issued under regulation 6 of this Annex.

4 No IAPP Certificate, International Energy Efficiency Certificate or UNSP Exemption Certificate shall be issued to a ship which is entitled to fly the flag of a State which is not a Party.

Regulation 8

Form of Certificates and Statements of Compliance related to fuel oil consumption reporting and operational carbon intensity rating

International Air Pollution Prevention Certificate

1 The IAPP Certificate shall be drawn up in a form corresponding to the model given in appendix I to this Annex and shall be at least in English, French or Spanish. If an official language of the issuing country is also used, this shall prevail in case of a dispute or discrepancy.

International Energy Efficiency Certificate

2 The International Energy Efficiency Certificate shall be drawn up in a form corresponding to the model given in appendix VIII to this Annex and shall be at least in English, French or Spanish. If an official language of the issuing Party is also used, this shall prevail in case of a dispute or discrepancy.

Statement of Compliance related to fuel oil consumption reporting and operational carbon intensity rating

3 The Statement of Compliance pursuant to regulations 6.6 and 6.7 of this Annex shall be drawn up in a form corresponding to the model given in appendix X to this Annex and shall be at least in English, French or Spanish. If an official language of the issuing Party is also used, this shall prevail in case of a dispute or discrepancy.

International Air Pollution Prevention Exemption Certificate for Unmanned Non-self-propelled Barges

4 In accordance with regulation 3.4 of this Annex, the International Air Pollution Prevention Exemption Certificate for Unmanned Non-self-propelled Barges shall be drawn up in the form corresponding to the model given in appendix XI to this Annex and shall be at least in English, French or Spanish. If an official language of the issuing country is also used, this shall prevail in the event of a dispute or discrepancy.

Regulation 9

Duration and validity of Certificates and Statements of Compliance related to fuel oil consumption reporting and operational carbon intensity rating

International Air Pollution Prevention Certificate

1 An IAPP Certificate shall be issued for a period specified by the Administration, which shall not exceed five years.

2 Notwithstanding the requirements of paragraph 1 of this regulation:

- .1 when the renewal survey is completed within three months before the expiry date of the existing certificate, the new certificate shall be valid from the date

of completion of the renewal survey to a date not exceeding five years from the date of expiry of the existing certificate;

- .2 when the renewal survey is completed after the expiry date of the existing certificate, the new certificate shall be valid from the date of completion of the renewal survey to a date not exceeding five years from the date of expiry of the existing certificate; and
- .3 when the renewal survey is completed more than three months before the expiry date of the existing certificate, the new certificate shall be valid from the date of completion of the renewal survey to a date not exceeding five years from the date of completion of the renewal survey.

3 If a certificate is issued for a period of less than five years, the Administration may extend the validity of the certificate beyond the expiry date to the maximum period specified in paragraph 1 of this regulation, provided that the surveys referred to in regulations 5.1.3 and 5.1.4 of this Annex applicable when a certificate is issued for a period of five years are carried out as appropriate.

4 If a renewal survey has been completed and a new certificate cannot be issued or placed on board the ship before the expiry date of the existing certificate, the person or organization authorized by the Administration may endorse the existing certificate and such a certificate shall be accepted as valid for a further period that shall not exceed five months from the expiry date.

5 If a ship, at the time when a certificate expires, is not in a port in which it is to be surveyed, the Administration may extend the period of validity of the certificate, but this extension shall be granted only for the purpose of allowing the ship to complete its voyage to the port in which it is to be surveyed, and then only in cases where it appears proper and reasonable to do so. No certificate shall be extended for a period longer than three months, and a ship to which an extension is granted shall not, on its arrival in the port in which it is to be surveyed, be entitled by virtue of such extension to leave that port without having a new certificate. When the renewal survey is completed, the new certificate shall be valid to a date not exceeding five years from the date of expiry of the existing certificate before the extension was granted.

6 A certificate issued to a ship engaged on short voyages that has not been extended under the foregoing provisions of this regulation may be extended by the Administration for a period of grace of up to one month from the date of expiry stated on it. When the renewal survey is completed, the new certificate shall be valid to a date not exceeding five years from the date of expiry of the existing certificate before the extension was granted.

7 In special circumstances, as determined by the Administration, a new certificate need not be dated from the date of expiry of the existing certificate as required by paragraph 2.1, 5 or 6 of this regulation. In these special circumstances, the new certificate shall be valid to a date not exceeding five years from the date of completion of the renewal survey.

8 If an annual or intermediate survey is completed before the period specified in regulation 5 of this Annex, then:

- .1 the anniversary date shown on the certificate shall be amended by endorsement to a date that shall not be more than three months later than the date on which the survey was completed;
- .2 the subsequent annual or intermediate survey required by regulation 5 of this Annex shall be completed at the intervals prescribed by that regulation using the new anniversary date; and

- .3 the expiry date may remain unchanged, provided one or more annual or intermediate surveys, as appropriate, are carried out so that the maximum intervals between the surveys prescribed by regulation 5 of this Annex are not exceeded.

9 A certificate issued under regulation 6 or 7 of this Annex shall cease to be valid in any of the following cases:

- .1 if the relevant surveys are not completed within the periods specified under regulation 5.1 of this Annex;
- .2 if the certificate is not endorsed in accordance with regulation 5.1.3 or 5.1.4 of this Annex; and
- .3 upon transfer of the ship to the flag of another State. A new certificate shall only be issued when the Government issuing the new certificate is fully satisfied that the ship is in compliance with the requirements of regulation 5.4 of this Annex. In the case of a transfer between Parties, if requested within three months after the transfer has taken place, the Government of the Party whose flag the ship was formerly entitled to fly shall, as soon as possible, transmit to the Administration copies of the certificate carried by the ship before the transfer and, if available, copies of the relevant survey reports.

International Energy Efficiency Certificate

10 The International Energy Efficiency Certificate shall be valid throughout the life of the ship subject to the provisions of paragraph 11 below.

11 An International Energy Efficiency Certificate issued under this Annex shall cease to be valid in any of the following cases:

- .1 if the ship is withdrawn from service or if a new certificate is issued following major conversion of the ship; or
- .2 upon transfer of the ship to the flag of another State. A new certificate shall only be issued when the Government issuing the new certificate is fully satisfied that the ship is in compliance with the requirements of chapter 4 of this Annex. In the case of a transfer between Parties, if requested within three months after the transfer has taken place, the Government of the Party whose flag the ship was formerly entitled to fly shall, as soon as possible, transmit to the Administration copies of the certificate carried by the ship before the transfer and, if available, copies of the relevant survey reports; or
- .3 if the ship's equipment, systems, fittings, arrangements, or material covered by the survey were changed without the express approval of the Administration, as provided for in regulation 5.5 of this Annex, unless regulation 3 of this Annex applies.

Statement of Compliance related to fuel oil consumption reporting and operational carbon intensity rating

12 The Statement of Compliance issued pursuant to regulation 6.6 of this Annex shall be valid for the calendar year in which it is issued and for the first five months of the following

calendar year. The Statement of Compliance issued pursuant to regulation 6.7 of this Annex shall be valid for the calendar year in which it is issued, for the following calendar year, and for the first five months of the subsequent calendar year. All Statements of Compliance shall be kept on board for at least five years.

Regulation 10

Port State control on operational requirements

1 A ship, when in a port or an offshore terminal under the jurisdiction of another Party, is subject to inspection by officers duly authorized by such Party concerning operational requirements under this Annex,¹⁰ where there are clear grounds for believing that the master or crew are not familiar with essential shipboard procedures relating to the prevention of air pollution from ships.

2 In the circumstances given in paragraph 1 of this regulation, the Party shall take steps to ensure that the ship shall not sail until the situation has been brought to order in accordance with the requirements of this Annex.

3 Procedures relating to the port State control prescribed in article 5 of the present Convention shall apply to this regulation.

4 Nothing in this regulation shall be construed to limit the rights and obligations of a Party carrying out control over operational requirements specifically provided for in the present Convention.

5 In relation to chapter 4 of this Annex, any port State inspection may verify, when appropriate, that there is a valid Statement of Compliance related to fuel oil consumption reporting and operational carbon intensity rating, an International Energy Efficiency Certificate and a Ship Energy Efficiency Management Plan on board, in accordance with article 5 of the present Convention.

6 Notwithstanding the requirements in paragraph 5 of this regulation, any port State inspection may inspect whether the Ship Energy Efficiency Management Plan is duly implemented by the ship in accordance with regulation 28 of this Annex.

Regulation 11

Detection of violations and enforcement

1 Parties shall cooperate in the detection of violations and the enforcement of the provisions of this Annex, using all appropriate and practicable measures of detection and environmental monitoring, and adequate procedures for reporting and accumulation of evidence.

2 A ship to which this Annex applies may, in any port or offshore terminal of a Party, be subject to inspection by officers appointed or authorized by that Party for the purpose of verifying whether the ship has emitted any of the substances covered by this Annex in violation of the provision of this Annex. If an inspection indicates a violation of this Annex, a report shall be forwarded to the Administration for any appropriate action.

3 Any Party shall furnish to the Administration evidence, if any, that the ship has emitted any of the substances covered by this Annex in violation of the provisions of this Annex. If it is

¹⁰ Refer to the *Procedures for port State control, 2019* (resolution A.1138(31)). Refer also to the *2019 Guidelines for port State control under MARPOL Annex VI Chapter 3* (resolution MEPC.321(74)).

practicable to do so, the competent authority of the former Party shall notify the master of the ship of the alleged violation.

4 Upon receiving such evidence, the Administration shall investigate the matter and may request the other Party to furnish further or better evidence of the alleged contravention. If the Administration is satisfied that sufficient evidence is available to enable proceedings to be brought in respect of the alleged violation, it shall cause such proceedings to be taken in accordance with its law as soon as possible. The Administration shall promptly inform the Party that has reported the alleged violation, as well as the Organization, of the action taken.

5 A Party may also inspect a ship to which this Annex applies when it enters the ports or offshore terminals under its jurisdiction, if a request for an investigation is received from any Party together with sufficient evidence that the ship has emitted any of the substances covered by the Annex in any place in violation of this Annex. The report of such investigation shall be sent to the Party requesting it and to the Administration so that the appropriate action may be taken under the present Convention.

6 The international law concerning the prevention, reduction and control of pollution of the marine environment from ships, including that law relating to enforcement and safeguards, in force at the time of application or interpretation of this Annex, applies, *mutatis mutandis*, to the rules and standards set forth in this Annex.

Chapter 3 – Requirements for control of emissions from ships

Regulation 12

Ozone-depleting substances

1 This regulation does not apply to permanently sealed equipment where there are no refrigerant charging connections or potentially removable components containing ozone-depleting substances.

2 Subject to the provisions of regulation 3.1, any deliberate emissions of ozone-depleting substances shall be prohibited. Deliberate emissions include emissions occurring in the course of maintaining, servicing, repairing or disposing of systems or equipment, except that deliberate emissions do not include minimal releases associated with the recapture or recycling of an ozone-depleting substance. Emissions arising from leaks of an ozone-depleting substance, whether or not the leaks are deliberate, may be regulated by Parties.

3.1 Installations that contain ozone-depleting substances, other than hydrochlorofluorocarbons, shall be prohibited:

- .1 on ships constructed on or after 19 May 2005; or
- .2 in the case of ships constructed before 19 May 2005 which have a contractual delivery date of the equipment to the ship on or after 19 May 2005 or, in the absence of a contractual delivery date, the actual delivery of the equipment to the ship on or after 19 May 2005.

3.2 Installations that contain hydrochlorofluorocarbons shall be prohibited:

- .1 on ships constructed on or after 1 January 2020; or
- .2 in the case of ships constructed before 1 January 2020 which have a contractual delivery date of the equipment to the ship on or

after 1 January 2020 or, in the absence of a contractual delivery date, the actual delivery of the equipment to the ship on or after 1 January 2020.

4 The substances referred to in this regulation, and equipment containing such substances, shall be delivered to appropriate reception facilities when removed from ships.

5 Each ship subject to regulation 6.1 shall maintain a list of equipment containing ozone-depleting substances.¹¹

6 Each ship subject to regulation 6.1 that has rechargeable systems that contain ozone-depleting substances shall maintain an ozone-depleting substances record book. This record book may form part of an existing logbook or electronic record book¹² as approved by the Administration. An electronic recording system referred to in regulation 12.6, as adopted by resolution MEPC.176(58), shall be considered an electronic record book, provided the electronic recording system is approved by the Administration on or before the first IAPP Certificate renewal survey carried out on or after 1 October 2020, but not later than 1 October 2025, taking into account the guidelines developed by the Organization.¹²

7 Entries in the ozone-depleting substances record book shall be recorded in terms of mass (kg) of substance and shall be completed without delay on each occasion, in respect of the following:

- .1 recharge, full or partial, of equipment containing ozone-depleting substances;
- .2 repair or maintenance of equipment containing ozone-depleting substances;
- .3 discharge of ozone-depleting substances to the atmosphere:
 - .3.1 deliberate; and
 - .3.2 non-deliberate;
- .4 discharge of ozone-depleting substances to land-based reception facilities; and
- .5 supply of ozone-depleting substances to the ship.

Regulation 13

Nitrogen oxides (NO_x)

Application

1.1 This regulation shall apply to:

- .1 each marine diesel engine with a power output of more than 130 kW installed on a ship; and
- .2 each marine diesel engine with a power output of more than 130 kW that undergoes a major conversion on or after 1 January 2000 except when demonstrated to the satisfaction of the Administration that such engine is an

¹¹ See appendix I, Supplement to International Air Pollution Prevention Certificate (IAPP Certificate), section 2.1.

¹² Refer to the *Guidelines for the use of electronic record books under MARPOL* (resolution MEPC.312(74)).

identical replacement to the engine that it is replacing and is otherwise not covered under paragraph 1.1.1 of this regulation.

1.2 This regulation does not apply to:

- .1 a marine diesel engine intended to be used solely for emergencies or solely to power any device or equipment intended to be used solely for emergencies on the ship on which it is installed, or a marine diesel engine installed in lifeboats intended to be used solely for emergencies; and
- .2 a marine diesel engine installed on a ship solely engaged in voyages within waters subject to the sovereignty or jurisdiction of the State the flag of which the ship is entitled to fly, provided that such engine is subject to an alternative NO_x control measure established by the Administration.

1.3 Notwithstanding the provisions of paragraph 1.1 of this regulation, the Administration may provide an exclusion from the application of this regulation for any marine diesel engine that is installed on a ship constructed, or for any marine diesel engine that undergoes a major conversion, before 19 May 2005, provided that the ship on which the engine is installed is solely engaged in voyages to ports or offshore terminals within the State the flag of which the ship is entitled to fly.

Major conversion

2.1 For the purpose of this regulation, *major conversion* means a modification on or after 1 January 2000 of a marine diesel engine that has not already been certified to the standards set forth in paragraph 3, 4, or 5.1.1 of this regulation where:

- .1 the engine is replaced by a marine diesel engine or an additional marine diesel engine is installed, or
- .2 any substantial modification, as defined in the revised NO_x Technical Code 2008, is made to the engine, or
- .3 the maximum continuous rating of the engine is increased by more than 10% compared to the maximum continuous rating of the original certification of the engine.

2.2 For a major conversion involving the replacement of a marine diesel engine with a non-identical marine diesel engine, or the installation of an additional marine diesel engine, the standards in this regulation at the time of the replacement or addition of the engine shall apply. In the case of replacement engines only, if it is not possible for such a replacement engine to meet the standards set forth in paragraph 5.1.1 of this regulation (Tier III, as applicable), then that replacement engine shall meet the standards set forth in paragraph 4 of this regulation (Tier II), taking into account the guidelines developed by the Organization.¹³

2.3 A marine diesel engine referred to in paragraph 2.1.2 or 2.1.3 of this regulation shall meet the following standards:

- .1 for ships constructed prior to 1 January 2000, the standards set forth in paragraph 3 of this regulation shall apply; and

¹³ Refer to the 2013 Guidelines as required by regulation 13.2.2 of MARPOL Annex VI in respect of non-identical replacement engines not required to meet the Tier III limit (resolution MEPC.230(65))

- .2 for ships constructed on or after 1 January 2000, the standards in force at the time the ship was constructed shall apply.

Tier I¹⁴

3 Subject to regulation 3 of this Annex, the operation of a marine diesel engine that is installed on a ship constructed on or after 1 January 2000 and prior to 1 January 2011 is prohibited, except when the emission of nitrogen oxides (calculated as the total weighted emission of NO₂) from the engine is within the following limits, where n = rated engine speed (crankshaft revolutions per minute):

- .1 17.0 g/kWh when n is less than 130 rpm;
.2 $45 \cdot n^{(-0.2)}$ g/kWh when n is 130 or more but less than 2,000 rpm;
.3 9.8 g/kWh when n is 2,000 rpm or more.

Tier II

4 Subject to regulation 3 of this Annex, the operation of a marine diesel engine that is installed on a ship constructed on or after 1 January 2011 is prohibited, except when the emission of nitrogen oxides (calculated as the total weighted emission of NO₂) from the engine is within the following limits, where n = rated engine speed (crankshaft revolutions per minute):

- .1 14.4 g/kWh when n is less than 130 rpm;
.2 $44 \cdot n^{(-0.2)}$ g/kWh when n is 130 or more but less than 2,000 rpm;
.3 7.7 g/kWh when n is 2,000 rpm or more.

Tier III

5.1 Subject to regulation 3 of this Annex, in an emission control area designated for Tier III NO_x control under paragraph 6 of this regulation (NO_x Tier III emission control area), the operation of a marine diesel engine that is installed on a ship is prohibited:

- .1 except when the emission of nitrogen oxides (calculated as the total weighted emission of NO₂) from the engine is within the following limits, where n = rated engine speed (crankshaft revolutions per minute):
- .1 3.4 g/kWh when n is less than 130 rpm;
.2 $9 \cdot n^{(-0.2)}$ g/kWh when n is 130 or more but less than 2,000 rpm;
.3 2.0 g/kWh when n is 2,000 rpm or more;

when

- .2 that ship is constructed on or after:

¹⁴ Refer to the *Guidelines for the application of the NO_x Technical Code relative to certification and amendments of Tier I engines* (MEPC.1/Circ.679).

- .1 1 January 2016 and is operating in the North American Emission Control Area or the United States Caribbean Sea Emission Control Area;
 - .2 1 January 2021 and is operating in the Baltic Sea Emission Control Area or the North Sea Emission Control Area;
 - .3 that ship is operating in a NO_x Tier III emission control area other than an emission control area described in paragraph 5.1.2 of this regulation, and is constructed on or after the date of adoption of such an emission control area, or a later date as may be specified in the amendment designating the NO_x Tier III emission control area, whichever is later.
- 5.2 The standards set forth in paragraph 5.1.1 of this regulation shall not apply to:
- .1 a marine diesel engine installed on a ship with a length (*L*), as defined in regulation 1.19 of Annex I to the present Convention, of less than 24 metres when it has been specifically designed, and is used solely, for recreational purposes; or
 - .2 a marine diesel engine installed on a ship with a combined nameplate diesel engine propulsion power of less than 750 kW if it is demonstrated, to the satisfaction of the Administration, that the ship cannot comply with the standards set forth in paragraph 5.1.1 of this regulation because of design or construction limitations of the ship; or
 - .3 a marine diesel engine installed on a ship constructed prior to 1 January 2021 of less than 500 gross tonnage, with a length (*L*), as defined in regulation 1.19 of Annex I to the present Convention, of 24 metres or over when it has been specifically designed, and is used solely, for recreational purposes.
- 5.3 The tier and on/off status of marine diesel engines installed on board a ship to which paragraph 5.1 of this regulation applies which are certified to both Tier II and Tier III or which are certified to Tier II only shall be recorded in such logbook or electronic record book¹⁵ as prescribed by the Administration at entry into and exit from a NO_x Tier III emission control area, or when the on/off status changes within such an area, together with the date, time and position of the ship.
- 5.4 Emissions of nitrogen oxides from a marine diesel engine subject to paragraph 5.1 of this regulation that occur immediately following building and sea trials of a newly constructed ship, or before and following converting, repairing, and/or maintaining the ship, or maintenance or repair of a Tier II engine or a dual fuel engine when the ship is required to not have gas fuel or gas cargo on board due to safety requirements, for which activities take place in a shipyard or other repair facility located in a NO_x Tier III emission control area are temporarily exempted provided the following conditions are met:
- .1 the engine meets the Tier II NO_x limits; and
 - .2 the ship sails directly to or from the shipyard or other repair facility, does not load or unload cargo during the duration of the exemption, and follows any

¹⁵ Refer to the *Guidelines for the use of electronic record books under MARPOL* (resolution MEPC.312(74))

additional specific routing requirements indicated by the port State in which the shipyard or other repair facility is located, if applicable.

5.5 The exemption described in paragraph 5.4 of this regulation applies only for the following period:

- .1 for a newly constructed ship, the period beginning at the time the ship is delivered from the shipyard, including sea trials, and ending at the time the ship directly exits the NO_x Tier III emission control area(s) or, with regard to a ship fitted with a dual fuel engine, the ship directly exits the NO_x Tier III emission control area(s) or proceeds directly to the nearest gas fuel bunkering facility appropriate to the ship located in the NO_x Tier III emission control area(s);
- .2 for a ship with a Tier II engine undergoing conversion, maintenance or repair, the period beginning at the time the ship enters the NO_x Tier III emission control area(s) and proceeds directly to the shipyard or other repair facility, and ending at the time the ship is released from the shipyard or other repair facility and directly exits the NO_x Tier III emission control area (s) after performing sea trials, if applicable; or
- .3 for a ship with a dual fuel engine undergoing conversion, maintenance or repair, when the ship is required to not have gas fuel or gas cargo on board due to safety requirements, the period beginning at the time the ship enters the NO_x Tier III emission control area(s) or when it is degassed in the NO_x Tier III emission control area(s) and proceeds directly to the shipyard or other repair facility, and ending at the time when the ship is released from the shipyard or other repair facility and directly exits the NO_x Tier III emission control area(s) or proceeds directly to the nearest gas fuel bunkering facility appropriate to the ship located in the NO_x Tier III emission control area(s).

Emission control area

6 For the purposes of this regulation, a NO_x Tier III emission control area shall be any sea area, including any port area, designated by the Organization in accordance with the criteria and procedures set forth in appendix III to this Annex. The NO_x Tier III emission control areas are:

- .1 the North American Emission Control Area, which means the area described by the coordinates provided in appendix VII to this Annex;
- .2 the United States Caribbean Sea Emission Control Area, which means the area described by the coordinates provided in appendix VII to this Annex;
- .3 the Baltic Sea area as defined in regulation 1.11.2 of Annex I of the present Convention; and
- .4 the North Sea area as defined in regulation 1.14.6 of Annex V of the present Convention.

Marine diesel engines installed on a ship constructed prior to 1 January 2000

7.1 Notwithstanding paragraph 1.1.1 of this regulation, a marine diesel engine with a power output of more than 5,000 kW and a per cylinder displacement at or above 90 L installed on a ship constructed on or after 1 January 1990 but prior to 1 January 2000 shall comply with the emission limits set forth in paragraph 7.4 of this regulation, provided that an approved method¹⁶ for that engine has been certified by an Administration of a Party and notification of such certification has been submitted to the Organization by the certifying Administration.¹⁷ Compliance with this paragraph shall be demonstrated through one of the following:

- .1 installation of the certified approved method, as confirmed by a survey using the verification procedure specified in the approved method file, including appropriate notation on the ship's IAPP Certificate of the presence of the approved method; or
- .2 certification of the engine confirming that it operates within the limits set forth in paragraph 3, 4, or 5.1.1 of this regulation and an appropriate notation of the engine certification on the ship's IAPP Certificate.

7.2 Paragraph 7.1 of this regulation shall apply no later than the first renewal survey that occurs 12 months or more after deposit of the notification in paragraph 7.1. If a shipowner of a ship on which an approved method is to be installed can demonstrate to the satisfaction of the Administration that the approved method was not commercially available despite best efforts to obtain it, then that approved method shall be installed on the ship no later than the next annual survey of that ship that falls after the approved method is commercially available.

7.3 With regard to a marine diesel engine with a power output of more than 5,000 kW and a per cylinder displacement at or above 90 L installed on a ship constructed on or after 1 January 1990, but prior to 1 January 2000, the IAPP Certificate shall, for a marine diesel engine to which paragraph 7.1 of this regulation applies, indicate one of the following:

- .1 an approved method has been applied pursuant to paragraph 7.1.1 of this regulation;
- .2 the engine has been certified pursuant to paragraph 7.1.2 of this regulation;
- .3 an approved method is not yet commercially available as described in paragraph 7.2 of this regulation; or
- .4 an approved method is not applicable.

7.4 Subject to regulation 3 of this Annex, the operation of a marine diesel engine described in paragraph 7.1 of this regulation is prohibited, except when the emission of nitrogen oxides (calculated as the total weighted emission of NO₂) from the engine is within the following limits, where n = rated engine speed (crankshaft revolutions per minute):

- .1 17.0 g/kWh when n is less than 130 rpm;
- .2 $45 \cdot n^{(-0.2)}$ g/kWh when n is 130 or more but less than 2,000 rpm; and

¹⁶ Refer to the *2014 Guidelines on the approved method process* (resolution MEPC.243(66)).

¹⁷ Refer to the *2014 Guidelines in respect of the information to be submitted by an Administration to the Organization covering the certification of an approved method as required under regulation 13.7.1 of MARPOL Annex VI* (resolution MEPC.242(66)).

- .3 9.8 g/kWh when n is 2,000 rpm or more.

7.5 Certification of an approved method shall be in accordance with chapter 7 of the revised NO_x Technical Code 2008 and shall include verification:

- .1 by the designer of the base marine diesel engine to which the approved method applies that the calculated effect of the approved method will not decrease engine rating by more than 1.0%, increase fuel consumption by more than 2.0% as measured according to the appropriate test cycle set forth in the revised NO_x Technical Code 2008, or adversely affect engine durability or reliability; and
- .2 that the cost of the approved method is not excessive, which is determined by a comparison of the amount of NO_x reduced by the approved method to achieve the standard set forth in paragraph 7.4 of this regulation and the cost of purchasing and installing such approved method.¹⁸

Certification

8 The revised NO_x Technical Code 2008 shall be applied in the certification, testing and measurement procedures for the standards set forth in this regulation.

9 The procedures for determining NO_x emissions set out in the revised NO_x Technical Code 2008 are intended to be representative of the normal operation of the engine. Defeat devices and irrational emission control strategies undermine this intention and shall not be allowed. This regulation shall not prevent the use of auxiliary control devices that are used to protect the engine and/or its ancillary equipment against operating conditions that could result in damage or failure or that are used to facilitate the starting of the engine.

Regulation 14

Sulphur oxides (SO_x) and particulate matter

General requirements

1 The sulphur content of fuel oil used or carried for use on board a ship shall not exceed 0.50% m/m.

2 The worldwide average sulphur content of residual fuel oil supplied for use on board ships shall be monitored taking into account the guidelines developed by the Organization.¹⁹

¹⁸ The cost of an approved method shall not exceed 375 Special Drawing Rights/metric tonne NO_x calculated in accordance with the cost-effectiveness (Ce) formula below:

$$Ce = \frac{\text{Cost of approved method} \cdot 10^6}{\text{Power (KW)} \cdot 0.768 \cdot 6,000 \text{ (hours/year)} \cdot 5 \text{ (years)} \cdot \Delta\text{NO}_x \text{ (g/kWh)}}$$

Refer to the *Definitions for the cost-effectiveness formula in regulation 13.7.5 of the revised MARPOL Annex VI (MEPC.1/Circ.678)*.

¹⁹ Refer to the *2020 Guidelines for monitoring the worldwide average sulphur content of fuel oils supplied for use on board ships (resolution MEPC.326(75))*.

Requirements within emission control areas

3 For the purpose of this regulation, an emission control area shall be any sea area, including any port area, designated by the Organization in accordance with the criteria and procedures set forth in appendix III to this Annex. The emission control areas under this regulation are:

- .1 the Baltic Sea area as defined in regulation 1.11.2 of Annex I of the present Convention;
- .2 the North Sea area as defined in regulation 1.14.6 of Annex V of the present Convention;
- .3 the North American Emission Control Area, which means the area described by the coordinates provided in appendix VII to this Annex; and
- .4 the United States Caribbean Sea Emission Control Area, which means the area described by the coordinates provided in appendix VII to this Annex.

4 While a ship is operating within an emission control area, the sulphur content of fuel oil used on board that ship shall not exceed 0.10% m/m.

5 The sulphur content of fuel oil referred to in paragraph 1 and paragraph 4 of this regulation shall be documented by its supplier as required by regulation 18 of this Annex.

6 Those ships using separate fuel oils to comply with paragraph 4 of this regulation and entering or leaving an emission control area set forth in paragraph 3 of this regulation shall carry a written procedure showing how the fuel oil changeover is to be done, allowing sufficient time for the fuel oil service system to be fully flushed of all fuel oils exceeding the applicable sulphur content specified in paragraph 4 of this regulation prior to entry into an emission control area. The volume of low sulphur fuel oils in each tank as well as the date, time and position of the ship when any fuel oil changeover operation is completed prior to the entry into an emission control area or commenced after exit from such an area shall be recorded in such logbook or electronic record book²⁰ as prescribed by the Administration.

7 During the first 12 months immediately following entry into force of an amendment designating a specific emission control area under paragraph 3 of this regulation, ships operating in that emission control area are exempt from the requirements in paragraphs 4 and 6 of this regulation and from the requirements of paragraph 5 of this regulation insofar as they relate to paragraph 4 of this regulation.

In-use and onboard fuel oil sampling and testing

8 If the competent authority of a Party requires the in-use or onboard sample to be analysed, it shall be done in accordance with the verification procedure set forth in appendix VI to this Annex to determine whether the fuel oil being used or carried for use on board meets the requirements in paragraph 1 or paragraph 4 of this regulation. The in-use sample shall be

²⁰ Refer to the *Guidelines for the use of electronic record books under MARPOL* (resolution MEPC.312(74))

drawn taking into account the guidelines developed by the Organization.²¹ The onboard sample shall be drawn taking into account the guidelines developed by the Organization.²²

9 The sample shall be sealed by the representative of the competent authority with a unique means of identification installed in the presence of the ship's representative. The ship shall be given the option of retaining a duplicate sample.

In-use fuel oil sampling point

10 For each ship subject to regulations 5 and 6 of this Annex, sampling point(s) shall be fitted or designated for the purpose of taking representative samples of the fuel oil being used on board the ship taking into account the guidelines developed by the Organization.²³

11 For a ship constructed before 1 April 2022, the sampling point(s) referred to in paragraph 10 shall be fitted or designated not later than the first renewal survey as identified in regulation 5.1.2 of this Annex on or after 1 April 2023.

12 The requirements of paragraphs 10 and 11 above are not applicable to a fuel oil service system for a low-flashpoint fuel for combustion purposes for propulsion or operation on board the ship.

13 The competent authority of a Party shall, as appropriate, utilize the sampling point(s) which is(are) fitted or designated for the purpose of taking representative sample(s) of the fuel oil being used on board in order to verify that the fuel oil complies with this regulation. Taking fuel oil samples by the competent authority of the Party shall be performed as expeditiously as possible without causing the ship to be unduly delayed.

Regulation 15

Volatile organic compounds

1 If the emissions of volatile organic compounds (VOCs) from a tanker are to be regulated in a port or ports or a terminal or terminals under the jurisdiction of a Party, they shall be regulated in accordance with the provisions of this regulation.

2 A Party regulating tankers for VOC emissions shall submit a notification to the Organization.²⁴ This notification shall include information on the size of tankers to be controlled, the cargoes requiring vapour emission control systems and the effective date of such control. The notification shall be submitted at least six months before the effective date.

3 A Party that designates ports or terminals at which VOC emissions from tankers are to be regulated shall ensure that vapour emission control systems, approved by that Party taking into account the safety standards for such systems developed by the Organization,²⁵ are provided in any designated port and terminal and are operated safely and in a manner so as to avoid undue delay to a ship.

²¹ Refer to the *2019 Guidelines for on board sampling for the verification of the sulphur content of the fuel oil used on board ships* (MEPC.1/Circ.864/Rev.1).

²² Refer to the *2020 Guidelines for on board sampling of fuel oil intended to be used or carried for use on board a ship* (MEPC.1/Circ.889).

²³ Refer to the *2019 Guidelines for on board sampling for the verification of the sulphur content of the fuel oil used on board ships* (MEPC.1/Circ.864/Rev.1).

²⁴ Refer to the *Notification to the Organization on ports or terminals where volatile organic compounds (VOCs) emissions are to be regulated* (MEPC.1/Circ.509).

²⁵ Refer to the *Standards for vapour emission control systems* (MSC/Circ.585).

4 The Organization shall circulate a list of the ports and terminals designated by Parties to other Parties and Member States of the Organization for their information.

5 A tanker to which paragraph 1 of this regulation applies shall be provided with a vapour emission collection system approved by the Administration taking into account the safety standards for such systems developed by the Organization,²⁵ and shall use this system during the loading of relevant cargoes. A port or terminal that has installed vapour emission control systems in accordance with this regulation may accept tankers that are not fitted with vapour collection systems for a period of three years after the effective date identified in paragraph 2 of this regulation.

6 A tanker carrying crude oil shall have on board and implement a VOC management plan approved by the Administration.²⁶ Such a plan shall be prepared taking into account the guidelines developed by the Organization. The plan shall be specific to each ship and shall at least:

- .1 provide written procedures for minimizing VOC emissions during the loading, sea passage and discharge of cargo;
- .2 give consideration to the additional VOC generated by crude oil washing;
- .3 identify a person responsible for implementing the plan; and
- .4 for ships on international voyages, be written in the working language of the master and officers and, if the working language of the master and officers is not English, French or Spanish, include a translation into one of these languages.

7 This regulation shall also apply to gas carriers only if the types of loading and containment systems allow safe retention of non-methane VOCs on board or their safe return ashore.²⁷

Regulation 16

Shipboard incineration

1 Except as provided in paragraph 4 of this regulation, shipboard incineration shall be allowed only in a shipboard incinerator.

2 Shipboard incineration of the following substances shall be prohibited:

- .1 residues of cargoes subject to Annex I, II or III or related contaminated packing materials;
- .2 polychlorinated biphenyls (PCBs);
- .3 garbage, as defined by Annex V, containing more than traces of heavy metals;

²⁶ Refer to the *Guidelines for the development of a VOC management plan* (resolution MEPC.185(59)). Refer also to the *Technical information on systems and operation to assist development of VOC management plans* (MEPC.1/Circ.680), and the *Technical information on a vapour pressure control system in order to facilitate the development and the update of VOC management plans* (MEPC.1/Circ.719).

²⁷ Refer to the International Code for the Construction and Equipment of Ships Carrying Liquefied Gases in Bulk.

- .4 refined petroleum products containing halogen compounds;
- .5 sewage sludge and sludge oil neither of which is generated on board the ship; and
- .6 exhaust gas cleaning system residues.

3 Shipboard incineration of polyvinyl chlorides (PVCs) shall be prohibited, except in shipboard incinerators for which IMO Type Approval Certificates²⁸ have been issued.

4 Shipboard incineration of sewage sludge and sludge oil generated during normal operation of a ship may also take place in the main or auxiliary power plant or boilers, but in those cases, shall not take place inside ports, harbours or estuaries.

5 Nothing in this regulation either:

- .1 affects the incineration at sea prohibitions of the Convention on the Prevention of Marine Pollution by Dumping of Wastes and Other Matter, 1972, as amended, and the 1996 Protocol thereto, or other requirements thereof,
- or
- .2 precludes the development, installation and operation of alternative design shipboard thermal waste treatment devices that meet or exceed the requirements of this regulation.

6.1 Except as provided in paragraph 6.2 of this regulation, each incinerator on a ship constructed on or after 1 January 2000 or incinerator that is installed on board a ship on or after 1 January 2000 shall meet the requirements contained in appendix IV to this Annex. Each incinerator subject to this paragraph shall be approved by the Administration taking into account the standard specification for shipboard incinerators developed by the Organization;²⁹

6.2 The Administration may allow exclusion from the application of paragraph 6.1 of this regulation to any incinerator installed on board a ship before 19 May 2005, provided that the ship is solely engaged in voyages within waters subject to the sovereignty or jurisdiction of the State the flag of which the ship is entitled to fly.

7 Incinerators installed in accordance with the requirements of paragraph 6.1 of this regulation shall be provided with a manufacturer's operating manual, which is to be retained with the unit and which shall specify how to operate the incinerator within the limits described in paragraph 2 of appendix IV of this Annex.

8 Personnel responsible for the operation of an incinerator installed in accordance with the requirements of paragraph 6.1 of this regulation shall be trained to implement the guidance provided in the manufacturer's operating manual as required by paragraph 7 of this regulation.

²⁸ Type Approval Certificates issued in accordance with the *Revised guidelines for the implementation of Annex V of MARPOL* (resolution MEPC.59(33), as amended by resolution MEPC.92(45)), or *Standard specification for shipboard incinerators* (resolution MEPC.76(40), as amended by resolution MEPC.93(45)), or the *2012 Guidelines for the implementation of MARPOL Annex V* (resolution MEPC.219(63), as amended by resolution MEPC.239(65)), or the *2014 Standard specification for shipboard incinerators* (resolution MEPC 244(66)), or the *2017 Guidelines for the implementation of MARPOL Annex V* (resolution MEPC.295(71)).

²⁹ Refer to the *2014 Standard specification for shipboard incinerators* (resolution MEPC.244(66)), or *Standard specification for shipboard incinerators* (resolution MEPC.76(40), as amended by resolution MEPC.93(45)), and *Type approval of shipboard incinerators* (MEPC.1/Circ.793).

9 For incinerators installed in accordance with the requirements of paragraph 6.1 of this regulation the combustion chamber gas outlet temperature shall be monitored at all times the unit is in operation. Where that incinerator is of the continuous-feed type, waste shall not be fed into the unit when the combustion chamber gas outlet temperature is below 850°C. Where that incinerator is of the batch-loaded type, the unit shall be designed so that the combustion chamber gas outlet temperature shall reach 600°C within five minutes after start-up. and will thereafter stabilize at a temperature not less than 850°C.

Regulation 17

Reception facilities

- 1 Each Party undertakes to ensure the provision of facilities adequate to meet the:
- .1 needs of ships using its repair ports for the reception of ozone-depleting substances and equipment containing such substances when removed from ships;
 - .2 needs of ships using its ports, terminals or repair ports for the reception of exhaust gas cleaning residues from an exhaust gas cleaning system;

without causing undue delay to ships, and

- .3 needs in ship-breaking facilities for the reception of ozone-depleting substances and equipment containing such substances when removed from ships.

2 Small island developing States³⁰ may satisfy the requirements in paragraph 1 of this regulation through regional arrangements when, because of those States' unique circumstances, such arrangements are the only practical means to satisfy these requirements. Parties participating in a regional arrangement shall develop a Regional Reception Facilities Plan, taking into account the guidelines developed by the Organization.³¹

The Government of each Party participating in the arrangement shall consult with the Organization for circulation to the Parties of the present Convention:

- .1 how the Regional Reception Facilities Plan takes into account the Guidelines;
- .2 particulars of the identified Regional Ships Waste Reception Centres; and
- .3 particulars of those ports with only limited facilities.

3 If a particular port or terminal of a Party is, taking into account the guidelines to be developed by the Organization, remotely located from, or lacking in, the industrial infrastructure necessary to manage and process those substances referred to in paragraph 1 of this regulation and therefore cannot accept such substances, then the Party shall inform the Organization of any such port or terminal so that this information may be circulated to all Parties and Member States of the Organization for their information and any appropriate action. Each Party that has provided the Organization with such information shall also notify the Organization of its ports and terminals where reception facilities are available to manage and process such substances.

³⁰ Refer to the *2012 Guidelines for the development of a regional reception facilities plan* (resolution MEPC.221(63)).

³¹ Refer to the *2011 Guidelines for reception facilities under MARPOL Annex VI* (resolution MEPC.199(62)).

4 Each Party shall notify the Organization for circulation to the Members of the Organization of all cases where the facilities provided under this regulation are unavailable or alleged to be inadequate.

Regulation 18

Fuel oil availability and quality

Fuel oil availability

1 Each Party shall take all reasonable steps to promote the availability of fuel oils that comply with this Annex and inform the Organization of the availability of compliant fuel oils in its ports and terminals.

2.1 If a ship is found by a Party not to be in compliance with the standards for compliant fuel oils set forth in this Annex, the competent authority of the Party is entitled to require the ship to:

- .1 present a record of the actions taken to attempt to achieve compliance; and
- .2 provide evidence that it attempted to purchase compliant fuel oil in accordance with its voyage plan and, if it was not made available where planned, that attempts were made to locate alternative sources for such fuel oil and that despite best efforts to obtain compliant fuel oil, no such fuel oil was made available for purchase.

2.2 The ship should not be required to deviate from its intended voyage or to delay unduly the voyage in order to achieve compliance.

2.3 If a ship provides the information set forth in paragraph 2.1 of this regulation, a Party shall take into account all relevant circumstances and the evidence presented to determine the appropriate action to take, including not taking control measures.

2.4 A ship shall notify its Administration and the competent authority of the relevant port of destination when it cannot purchase compliant fuel oil.

2.5 A Party shall notify the Organization when a ship has presented evidence of the non-availability of compliant fuel oil.

Fuel oil quality

3 Fuel oil for combustion purposes delivered to and used on board ships to which this Annex applies shall meet the following requirements:

- .1 except as provided in paragraph 3.2 of this regulation:
 - .1.1 the fuel oil shall be blends of hydrocarbons derived from petroleum refining. This shall not preclude the incorporation of small amounts of additives intended to improve some aspects of performance;
 - .1.2 the fuel oil shall be free from inorganic acid; and
 - .1.3 the fuel oil shall not include any added substance or chemical waste that:

- .1 jeopardizes the safety of ships or adversely affects the performance of the machinery, or
 - .2 is harmful to personnel, or
 - .3 contributes overall to additional air pollution.
- .2 fuel oil for combustion purposes derived by methods other than petroleum refining shall not:
- .2.1 exceed the applicable sulphur content set forth in regulation 14 of this Annex;
 - .2.2 cause an engine to exceed the applicable NO_x emission limit set forth in paragraphs 3, 4, 5.1.1 and 7.4 of regulation 13;
 - .2.3 contain inorganic acid; or
 - .2.4.1 jeopardize the safety of ships or adversely affect the performance of the machinery, or
 - .2.4.2 be harmful to personnel, or
 - .2.4.3 contribute overall to additional air pollution.

4 This regulation does not apply to coal in its solid form or nuclear fuels. Paragraphs 5, 6, 7.1, 7.2, 8.1, 8.2, 9.2, 9.3, and 9.4 of this regulation do not apply to gas fuels such as liquefied natural gas, compressed natural gas or liquefied petroleum gas. The sulphur content of gas fuels delivered to a ship specifically for combustion purposes on board that ship shall be documented by the supplier.

5 For each ship subject to regulations 5 and 6 of this Annex, details of fuel oil for combustion purposes delivered to and used on board shall be recorded by means of a bunker delivery note that shall contain at least the information specified in appendix V to this Annex.

6 The bunker delivery note shall be kept on board the ship in such a place as to be readily available for inspection at all reasonable times. It shall be retained for a period of three years after the fuel oil has been delivered on board.

7.1 The competent authority of a Party may inspect the bunker delivery notes on board any ship to which this Annex applies while the ship is in its port or offshore terminal, may make a copy of each delivery note, and may require the master or person in charge of the ship to certify that each copy is a true copy of such bunker delivery note. The competent authority may also verify the contents of each note through consultations with the port where the note was issued.

7.2 The inspection of the bunker delivery notes and the taking of certified copies by the competent authority under paragraph 7.1 of this regulation shall be performed as expeditiously as possible without causing the ship to be unduly delayed.

8.1 The bunker delivery note shall be accompanied by a representative sample of the fuel oil delivered taking into account the guidelines developed by the Organization.³² The sample is to be sealed and signed by the supplier's representative and the master or officer in charge of the bunker operation on completion of bunkering operations and retained under the ship's control until the fuel oil is substantially consumed, but in any case for a period of not less than 12 months from the time of delivery.

8.2 If a Party requires the representative sample to be analysed, it shall be done in accordance with the verification procedure set forth in appendix VI to this Annex to determine whether the fuel oil meets the requirements of this Annex.

9 Parties undertake to ensure that appropriate authorities designated by them:

- .1 maintain a register of local suppliers of fuel oil;
- .2 require local suppliers to provide the bunker delivery note and sample as required by this regulation, certified by the fuel oil supplier that the fuel oil meets the requirements of regulations 14 and 18 of this Annex;
- .3 require local suppliers to retain a copy of the bunker delivery note for at least three years for inspection and verification by the port State as necessary;
- .4 take action as appropriate against fuel oil suppliers that have been found to deliver fuel oil that does not comply with that stated on the bunker delivery note;
- .5 inform the Administration of any ship receiving fuel oil found to be non-compliant with the requirements of regulation 14 or 18 of this Annex; and
- .6 inform the Organization for circulation to Parties and Member States of the Organization of all cases where fuel oil suppliers have failed to meet the requirements specified in regulations 14 or 18 of this Annex.

10 In connection with port State inspections carried out by Parties, the Parties further undertake to:

- .1 inform the Party or non-Party under whose jurisdiction a bunker delivery note was issued of cases of delivery of non-compliant fuel oil, giving all relevant information; and
- .2 ensure that remedial action as appropriate is taken to bring non-compliant fuel oil discovered into compliance.

11 For every ship of 400 gross tonnage and above on scheduled services with frequent and regular port calls, an Administration may decide after application and consultation with affected States that compliance with paragraph 6 of this regulation may be documented in an alternative manner that gives similar certainty of compliance with regulations 14 and 18 of this Annex.

³² Refer to *2009 Guidelines for the sampling of fuel oil for determination of compliance with the revised MARPOL Annex VI* (resolution MEPC.182(59)).

CHAPTER 4 – REGULATIONS ON THE CARBON INTENSITY OF INTERNATIONAL SHIPPING

Regulation 19

Application

- 1 This chapter shall apply to all ships of 400 gross tonnage and above.
- 2 The provisions of this chapter shall not apply to:
 - .1 ships solely engaged in voyages within waters subject to the sovereignty or jurisdiction of the State the flag of which the ship is entitled to fly. However, each Party should ensure, by the adoption of appropriate measures, that such ships are constructed and act in a manner consistent with the requirements of chapter 4 of this Annex, so far as is reasonable and practicable.
 - .2 ships not propelled by mechanical means, and platforms including FPSOs and FSUs and drilling rigs, regardless of their propulsion.
- 3 Regulations 22, 23, 24 and 25 of this Annex shall not apply to ships which have non-conventional propulsion, except that regulations 22 and 24 shall apply to cruise passenger ships having non-conventional propulsion and LNG carriers having conventional or non-conventional propulsion, delivered on or after 1 September 2019, as defined in regulation 2.2.1, and regulations 23 and 25 shall apply to cruise passenger ships having non-conventional propulsion and LNG carriers having conventional or non-conventional propulsion. Regulations 22, 23, 24, 25 and 28 shall not apply to category A ships as defined in the Polar Code.
- 4 Notwithstanding the provisions of paragraph 1 of this regulation, the Administration may waive the requirement for a ship of 400 gross tonnage and above to comply with regulations 22 and 24 of this Annex.
- 5 The provision of paragraph 4 of this regulation shall not apply to ships of 400 gross tonnage and above:
 - .1 for which the building contract is placed on or after 1 January 2017; or
 - .2 in the absence of a building contract, the keel of which is laid or which is at a similar stage of construction on or after 1 July 2017; or
 - .3 the delivery of which is on or after 1 July 2019; or
 - .4 in cases of a major conversion of a new or existing ship, as defined in regulation 2.2.17 of this Annex, on or after 1 January 2017, and in which regulations 5.4.2 and 5.4.3 of this Annex apply.
- 6 The Administration of a Party to the present Convention which allows the application of paragraph 4, or suspends, withdraws or declines the application of that paragraph, to a ship entitled to fly its flag shall forthwith communicate to the Organization for circulation to the Parties to the present Protocol particulars thereof, for their information.

Regulation 20

Goal

The goal of this chapter is to reduce the carbon intensity of international shipping, working towards the levels of ambition set out in the *Initial IMO Strategy on reduction of GHG emissions from ships*.³³

Regulation 21

Functional requirements

In order to achieve the goal set out in regulation 20 of this Annex, a ship to which this chapter applies shall comply, as applicable, with the following functional requirements to reduce its carbon intensity:

- .1 the technical carbon intensity requirements in accordance with regulations 22, 23, 24 and 25 of this Annex; and
- .2 the operational carbon intensity requirements in accordance with regulations 26, 27 and 28 of this Annex.

Regulation 22

Attained Energy Efficiency Design Index (attained EEDI)

1 The attained EEDI shall be calculated for:

- .1 each new ship;
- .2 each new ship which has undergone a major conversion; and
- .3 each new or existing ship which has undergone a major conversion that is so extensive that the ship is regarded by the Administration as a newly constructed ship

which falls into one or more of the categories in regulations 2.2.5, 2.2.7, 2.2.9, 2.2.11, 2.2.14 to 2.2.16, 2.2.20, 2.2.22, and 2.2.26 to 2.2.29 of this Annex. The attained EEDI shall be specific to each ship and shall indicate the estimated performance of the ship in terms of energy efficiency, and be accompanied by the EEDI technical file that contains the information necessary for the calculation of the attained EEDI and that shows the process of calculation. The attained EEDI shall be verified, based on the EEDI technical file, either by the Administration or by any organization duly authorized by it.³⁴

2 The attained EEDI shall be calculated taking into account the guidelines³⁵ developed by the Organization.

3 For each ship subject to regulation 24 of this Annex, the Administration or any organization duly authorized by it shall report to the Organization the required and attained

³³ *Initial IMO Strategy on reduction of GHG emissions from ships* (resolution MEPC.304(72))

³⁴ Refer to the Code for Recognized Organizations (RO Code), as adopted by the Organization by resolution MEPC.237(65), as may be amended by the Organization.

³⁵ Refer to the *2018 Guidelines on the method of calculation of the attained Energy Efficiency Design Index (EEDI) for new ships* (resolution MEPC.308(73), as amended by resolutions MEPC.322(74) and MEPC.332(76)).

EEDI values and relevant information, taking into account the guidelines developed by the Organization,³⁶ via electronic communication:

- .1 within seven months of completing the survey required under regulation 5.4 of this Annex; or
- .2 within seven months following 1 April 2022 for a ship delivered prior to 1 April 2022.

Regulation 23

Attained Energy Efficiency Existing Ship Index (attained EEXI)

1 The attained EEXI shall be calculated for:

- .1 each ship; and
- .2 each ship which has undergone a major conversion

which falls into one or more of the categories in regulations 2.2.5, 2.2.7, 2.2.9, 2.2.11, 2.2.14 to 2.2.16, 2.2.22, and 2.2.26 to 2.2.29 of this Annex. The attained EEXI shall be specific to each ship and shall indicate the estimated performance of the ship in terms of energy efficiency, and be accompanied by the EEXI technical file which contains the information necessary for the calculation of the attained EEXI and which shows the process of the calculation. The attained EEXI shall be verified, based on the EEXI technical file, either by the Administration or by any organization duly authorized by it.³⁷

2 The attained EEXI shall be calculated taking into account the guidelines³⁸ developed by the Organization.

3 Notwithstanding paragraph 1 of this regulation, for each ship to which regulation 22 of this Annex applies, the attained EEDI verified by the Administration or by any organization duly authorized by it in accordance with regulation 22.1 of this Annex may be taken as the attained EEXI if the value of the attained EEDI is equal to or less than that of the required EEXI required by regulation 25 of this Annex. In this case, the attained EEXI shall be verified based on the EEDI technical file.

Regulation 24

Required EEDI

1 For each:

- .1 new ship,
- .2 new ship which has undergone a major conversion, and

³⁶ Refer to the *2018 Guidelines on the method of calculation of the attained Energy Efficiency Design Index (EEDI) for new ships* (resolution MEPC.308(73), as amended by resolutions MEPC.322(74) and MEPC.332(76)).

³⁷ Refer to the Code for Recognized Organizations (RO Code), as adopted by the Organization by resolution MEPC.237(65), as may be amended by the Organization.

³⁸ *2021 Guidelines on the method of calculation of the attained Energy Efficiency Existing Ship Index (EEXI)* (resolution MEPC.333(76)).

- .3 new or existing ship which has undergone a major conversion that is so extensive that the ship is regarded by the Administration as a newly constructed ship

which falls into one of the categories in regulations 2.2.5, 2.2.7, 2.2.9, 2.2.11, 2.2.14 to 2.2.16, 2.2.22, and 2.2.26 to 2.2.29 and to which this chapter is applicable, the attained EEDI shall be as follows:

$$\text{Attained EEDI} \leq \text{Required EEDI} = \left(1 - \frac{x}{100}\right) \cdot \text{Reference line value}$$

where X is the reduction factor specified in table 1 for the required EEDI compared to the EEDI reference line.

2 For each new and existing ship that has undergone a major conversion which is so extensive that the ship is regarded by the Administration as a newly constructed ship, the attained EEDI shall be calculated and meet the requirement of paragraph 1 of this regulation with the reduction factor applicable corresponding to the ship type and size of the converted ship at the date of the contract of the conversion, or in the absence of a contract, the commencement date of the conversion.

Table 1 - Reduction factors (in percentage) for the EEDI relative to the EEDI reference line

Ship Type	Size	Phase 0 1 Jan 2013 – 31 Dec 2014	Phase 1 1 Jan 2015 – 31 Dec 2019	Phase 2 1 Jan 2020 – 31 Mar 2022	Phase 2 1 Jan 2020 – 31 Dec 2024	Phase 3 1 Apr 2022 and onwards	Phase 3 1 Jan 2025 and onwards
Bulk carrier	20,000 DWT and above	0	10		20		30
	10,000 and above but less than 20,000 DWT	n/a	0-10*		0-20*		0-30*
Gas carrier	15,000 DWT and above	0	10	20		30	
	10,000 and above but less than 15,000 DWT	0	10		20		30
	2,000 and above but less than 10,000 DWT	n/a	0-10*		0-20*		0-30*
Tanker	20,000 DWT and above	0	10		20		30
	4,000 and above but less than 20,000 DWT	n/a	0-10*		0-20*		0-30*
Containership	200,000 DWT and above	0	10	20		50	
	120,000 and above but less than 200,000 DWT	0	10	20		45	
	80,000 and above but less than 120,000 DWT	0	10	20		40	
	40,000 and above but less than 80,000 DWT	0	10	20		35	
	15,000 and above but less than 40,000 DWT	0	10	20		30	
	10,000 and above but less than 15,000 DWT	n/a	0-10*	0-20*		15-30*	
General Cargo ships	15,000 DWT and above	0	10	15		30	

Ship Type	Size	Phase 0 1 Jan 2013 – 31 Dec 2014	Phase 1 1 Jan 2015 – 31 Dec 2019	Phase 2 1 Jan 2020 – 31 Mar 2022	Phase 2 1 Jan 2020 – 31 Dec 2024	Phase 3 1 Apr 2022 and onwards	Phase 3 1 Jan 2025 and onwards
	3,000 and above but less than 15,000 DWT	n/a	0-10*	0-15*		0-30*	
Refrigerated cargo carrier	5,000 DWT and above	0	10		15		30
	3,000 and above but less than 5,000 DWT	n/a	0-10*		0-15*		0-30*
Combination carrier	20,000 DWT and above	0	10		20		30
	4,000 and above but less than 20,000 DWT	n/a	0-10*		0-20*		0-30*
LNG carrier***	10,000 DWT and above	n/a	10**	20		30	
Ro-ro cargo ship (vehicle carrier)***	10,000 DWT and above	n/a	5**		15		30
Ro-ro cargo ship***	2,000 DWT and above	n/a	5**		20		30
	1,000 and above but less than 2,000 DWT	n/a	0-5*, **		0-20*		0-30*
Ro-ro passenger ship***	1,000 DWT and above	n/a	5**		20		30
	250 and above but less than 1,000 DWT	n/a	0-5*, **		0-20*		0-30*
Cruise passenger ship*** having non-conventional propulsion	85,000 GT and above	n/a	5**	20		30	
	25,000 and above but less than 85,000 GT	n/a	0-5*, **	0-20*		0-30*	

* Reduction factor to be linearly interpolated between the two values dependent upon ship size. The lower value of the reduction factor is to be applied to the smaller ship size.

** Phase 1 commences for those ships on 1 September 2015.

*** Reduction factor applies to those ships delivered on or after 1 September 2019, as defined in paragraph 2.1 of regulation 2.

Note: n/a means that no required EEDI applies.

3 The reference line values shall be calculated as follows:

$$\text{Reference line value} = a \cdot b^{-c}$$

where a , b and c are the parameters given in table 2.

Table 2 - Parameters for the determination of reference values for the different ship types

Ship type defined in regulation 2	a	b	c
2.2.5 Bulk carrier	961.79	DWT of the ship where DWT ≤ 279,000 279,000 where DWT > 279,000	0.477
2.2.7 Combination carrier	1,219.00	DWT of the ship	0.488
2.2.9 Containership	174.22	DWT of the ship	0.201
2.2.11 Cruise passenger ship having non-conventional propulsion	170.84	GT of the ship	0.214
2.2.14 Gas carrier	1,120.00	DWT of the ship	0.456
2.2.15 General cargo ship	107.48	DWT of the ship	0.216
2.2.16 LNG carrier	2,253.7	DWT of the ship	0.474
2.2.22 Refrigerated cargo carrier	227.01	DWT of the ship	0.244
2.2.26 Ro-ro cargo ship	1405.15	DWT of the ship	0.498
	1686.17*	DWT of the ship where DWT ≤ 17,000* 17,000 where DWT > 17,000*	
2.2.27 Ro-ro cargo ship (vehicle carrier)	$(\text{DWT}/\text{GT})^{-0.7} \cdot 780.36$ where DWT/GT < 0.3 1,812.63 where DWT/GT ≥ 0.3	DWT of the ship	0.471
2.2.28 Ro-ro passenger ship	752.16	DWT of the ship	0.381
	902.59*	DWT of the ship where DWT ≤ 10,000* 10,000 where DWT > 10,000*	
2.2.29 Tanker	1,218.80	DWT of the ship	0.488

* to be used from phase 2 and thereafter.

4 If the design of a ship allows it to fall into more than one of the ship type definitions specified in table 2, the required EEDI for the ship shall be the most stringent (the lowest) required EEDI.

5 For each ship to which this regulation applies, the installed propulsion power shall not be less than the propulsion power needed to maintain the manoeuvrability of the ship under adverse conditions as defined in the guidelines to be developed by the Organization.³⁹

6 At the beginning of phase 1 and at the midpoint of phase 2, the Organization shall review the status of technological developments and, if proven necessary, amend the time periods, the EEDI reference line parameters for relevant ship types and reduction rates set out in this regulation.

Regulation 25
Required EEXI

1 For:

- .1 each ship; and
- .2 each ship which has undergone a major conversion

which falls into one of the categories in regulations 2.2.5, 2.2.7, 2.2.9, 2.2.11, 2.2.14 to 2.2.16, 2.2.22, and 2.2.26 to 2.2.29 and to which this chapter is applicable, the attained EEXI shall be as follows:

$$\text{Attained EEXI} \leq \text{Required EEXI} = \left(1 - \frac{y}{100}\right) \cdot \text{EEDI reference line value}$$

where Y is the reduction factor specified in Table 3 for the required EEXI compared to the EEDI reference line.

Table 3 - *Reduction factors (in percentage) for the EEXI relative to the EEDI reference line*

Ship type	Size	Reduction factor
Bulk carrier	200,000 DWT and above	15
	20,000 and above but less than 200,000 DWT	20
	10,000 and above but less than 20,000 DWT	0-20*
Gas carrier	15,000 DWT and above	30
	10,000 and above but less than 15,000 DWT	20
	2,000 and above but less than 10,000 DWT	0-20*
Tanker	200,000 DWT and above	15
	20,000 and above but less than 200,000 DWT	20

³⁹ Refer to the 2013 Interim guidelines for determining minimum propulsion power to maintain the manoeuvrability of ships in adverse conditions (resolution MEPC.232(65), as amended by resolutions MEPC.255(67) and MEPC.262(68)): consolidated text: MEPC.1/Circ.850/Rev.2, and the Guidelines for determining minimum propulsion power to maintain the manoeuvrability of ships in adverse conditions (MEPC.1/Circ.850/Rev.3).

Ship type	Size	Reduction factor
	4,000 and above but less than 20,000 DWT	0-20*
Containership	200,000 DWT and above	50
	120,000 and above but less than 200,000 DWT	45
	80,000 and above but less than 120,000 DWT	35
	40,000 and above but less than 80,000 DWT	30
	15,000 and above but less than 40,000 DWT	20
	10,000 and above but less than 15,000 DWT	0-20*
General cargo ship	15,000 DWT and above	30
	3,000 and above but less than 15,000 DWT	0-30*
Refrigerated cargo carrier	5,000 DWT and above	15
	3,000 and above but less than 5,000 DWT	0-15*
Combination carrier	20,000 DWT and above	20
	4,000 and above but less than 20,000 DWT	0-20*
LNG carrier	10,000 DWT and above	30
Ro-ro cargo ship (vehicle carrier)	10,000 DWT and above	15
Ro-ro cargo ship	2,000 DWT and above	5
	1,000 and above but less than 2,000 DWT	0-5*
Ro-ro passenger ship	1,000 DWT and above	5
	250 and above but less than 1,000 DWT	0-5*
Cruise passenger ship having non-conventional propulsion	85,000 GT and above	30
	25,000 and above but less than 85,000 GT	0-30*

* Reduction factor to be linearly interpolated between the two values dependent upon ship size. The lower value of the reduction factor is to be applied to the smaller ship size.

2 The EEDI reference line values shall be calculated in accordance with regulations 24.3 and 24.4 of this Annex. For ro-ro cargo ships and ro-ro passenger ships, the reference line value to be used from phase 2 and thereafter under regulation 24.3 of this Annex shall be referred to.

3 A review shall be completed by 1 January 2026 by the Organization to assess the effectiveness of this regulation taking into account any guidelines developed by the Organization. If, based on the review, the Parties decide to adopt amendments to this regulation, such amendments shall be adopted and brought into force in accordance with the provisions of article 16 of the present Convention.

Regulation 26

Ship Energy Efficiency Management Plan (SEEMP)

1 Each ship shall keep on board a ship specific Ship Energy Efficiency Management Plan (SEEMP). This may form part of the ship's Safety Management System (SMS). The SEEMP shall be developed and reviewed, taking into account the guidelines adopted by the Organization.⁴⁰

2 In the case of a ship of 5,000 gross tonnage and above, the SEEMP shall include a description of the methodology that will be used to collect the data required by regulation 27.1 of this Annex and the processes that will be used to report the data to the ship's Administration.

3 In the case of a ship of 5,000 gross tonnage and above, which falls into one or more of the categories in regulations 2.2.5, 2.2.7, 2.2.9, 2.2.11, 2.2.14 to 2.2.16, 2.2.22, and 2.2.26 to 2.2.29 of this Annex:

- .1 On or before 1 January 2023 the SEEMP shall include:
 - .1 a description of the methodology that will be used to calculate the ship's attained annual operational CII required by regulation 28 of this Annex and the processes that will be used to report this value to the ship's Administration;
 - .2 the required annual operational CII, as specified in regulation 28 of this Annex, for the next three years;
 - .3 an implementation plan documenting how the required annual operational CII will be achieved during the next three years; and
 - .4 a procedure for self-evaluation and improvement.
- .2 For a ship rated as D for three consecutive years or rated as E in accordance with regulation 28 of this Annex, the SEEMP shall be reviewed in accordance with regulation 28.8 of this Annex to include a plan of corrective actions to achieve the required annual operational CII.
- .3 The SEEMP shall be subject to verification and company audits taking into account the guidelines to be developed by the Organization.

Regulation 27

Collection and reporting of ship fuel oil consumption data

1 From calendar year 2019, each ship of 5,000 gross tonnage and above shall collect the data specified in appendix IX to this Annex, for that and each subsequent calendar year or portion thereof, as appropriate according to the methodology included in the SEEMP.

⁴⁰ Refer to the *2016 Guidelines for the development of a ship energy efficiency management plan (SEEMP)* (resolution MEPC.282(70)).

2 Except as provided for in paragraphs 4, 5 and 6 of this regulation, at the end of each calendar year, the ship shall aggregate the data collected in that calendar year or portion thereof, as appropriate.

3 Except as provided for in paragraphs 4, 5 and 6 of this regulation, within three months after the end of each calendar year, the ship shall report to its Administration or any organization duly authorized by it,⁴¹ the aggregated value for each datum specified in appendix IX to this Annex, via electronic communication and using a standardized format to be developed by the Organization.⁴²

4 In the event of the transfer of a ship from one Administration to another, the ship shall on the day of completion of the transfer or as close as practical thereto report to the losing Administration or any organization duly authorized by it⁴¹, the aggregated data for the period of the calendar year corresponding to that Administration, as specified in appendix IX to this Annex and, upon prior request of that Administration, the disaggregated data.

5 In the event of a change from one company to another, the ship shall on the day of completion of the change or as close as practical thereto report to its Administration or any organization duly authorized by it,⁴¹ the aggregated data for the portion of the calendar year corresponding to the company, as specified in appendix IX to this Annex and, upon request of its Administration, the disaggregated data.

6 In the event of change from one Administration to another and from one company to another concurrently, paragraph 4 of this regulation shall apply.

7 The data shall be verified according to procedures established by the Administration, taking into account the guidelines developed by the Organization.⁴³

8 Except as provided for in paragraphs 4, 5 and 6 of this regulation, the disaggregated data that underlies the reported data noted in appendix IX to this Annex for the previous calendar year shall be readily accessible for a period of not less than 12 months from the end of that calendar year and be made available to the Administration upon request.

9 The Administration shall ensure that the reported data noted in appendix IX to this Annex by its registered ships of 5,000 gross tonnage and above are transferred to the IMO Ship Fuel Oil Consumption Database via electronic communication and using a standardized format to be developed by the Organization not later than one month after issuing the Statements of Compliance of these ships.

10 On the basis of the reported data submitted to the IMO Ship Fuel Oil Consumption Database, the Secretary-General of the Organization shall produce an annual report to the Marine Environment Protection Committee summarizing the data collected, the status of missing data, and such other relevant information as may be requested by the Committee.

11 The Secretary-General of the Organization shall grant the Administration of a ship to which regulation 28 of this Annex applies access to all the reported data for all the preceding calendar year in the IMO Ship Fuel Oil Consumption Database for that ship.

⁴¹ Refer to the Code for Recognized Organizations (RO Code), as adopted by the Organization by resolution MEPC.237(65), as may be amended by the Organization.

⁴² Refer to the *2016 Guidelines for the development of a Ship Energy Efficiency Management Plan (SEEMP Guidelines)* (resolution MEPC.282(70)).

⁴³ Refer to the *2017 Guidelines for Administration verification of ship fuel oil consumption data* (resolution MEPC.292(71))

12 The Secretary-General of the Organization shall maintain an anonymized database such that identification of a specific ship will not be possible. Parties shall have access to the anonymized data strictly for their analysis and consideration.

13 The IMO Ship Fuel Oil Consumption Database shall be undertaken and managed by the Secretary-General of the Organization, pursuant to guidelines to be developed by the Organization.

Regulation 28

Operational carbon intensity

Attained annual operational carbon intensity indicator (attained annual operational CII)

1 After the end of calendar year 2023 and after the end of each following calendar year, each ship of 5,000 gross tonnage and above which falls into one or more of the categories in regulations 2.2.5, 2.2.7, 2.2.9, 2.2.11, 2.2.14 to 2.2.16, 2.2.22, and 2.2.26 to 2.2.29 of this Annex shall calculate the attained annual operational CII over a 12-month period from 1 January to 31 December for the preceding calendar year, using the data collected in accordance with regulation 27 of this Annex, taking into account the guidelines to be developed by the Organization.

2 Within three months after the end of each calendar year, the ship shall report to its Administration, or any organization duly authorized by it, the attained annual operational CII via electronic communication and using a standardized format to be developed by the Organization.

3 Notwithstanding 1 and 2 of this regulation, in the event of any transfer of a ship addressed in regulations 27.4, 27.5 or 27.6 completed after 1 January 2023, a ship shall, after the end of the calendar year in which the transfer takes place, calculate and report the attained annual operational CII for the full 12-month period from 1 January to 31 December in the calendar year during which the transfer took place, in accordance with regulations 28.1 and 28.2, for verification in accordance with regulation 6.6 of this Annex, taking into account guidelines to be developed by the Organization. Nothing in this regulation relieves any ship of its reporting obligations under regulation 27 or this regulation of this Annex.

Required annual operational carbon intensity indicator (required annual operational CII)

4 For each ship of 5,000 gross tonnage and above which falls into one or more of the categories in regulations 2.2.5, 2.2.7, 2.2.9, 2.2.11, 2.2.14 to 2.2.16, 2.2.22, and 2.2.26 to 2.2.29 of this Annex, the required annual operational CII shall be determined as follows:

$$\text{Required annual operational CII} = \left(1 - \frac{Z}{100}\right) \cdot \text{CII}_R$$

where,

Z is the annual reduction factor to ensure continuous improvement of the ship's operational carbon intensity within a specific rating level; and

CII_R is the reference value.

5 The annual reduction factor Z⁴⁴ and the reference value CII_R shall be the values defined taking into account the guidelines to be developed by the Organization.

⁴⁴ The annual reduction factor is specific to each category of ship. This factor is defined to increase progressively to meet the objectives of the *Initial IMO Strategy on reduction of GHG emissions from ships* (resolution MEPC.304(72)).

Operational carbon intensity rating

6 The *attained annual operational CII* shall be documented and verified against the required annual operational CII to determine operational carbon intensity rating A, B, C, D or E, indicating a major superior, minor superior, moderate, minor inferior, or inferior performance level, either by the Administration or by any organization duly authorized by it, taking into account the guidelines developed by the Organization. The middle point of rating level C shall be the value equivalent to the required annual operational CII set out in paragraph 4 of this regulation.

Corrective actions and incentives

7 A ship rated as D for three consecutive years or rated as E shall develop a plan of corrective actions to achieve the required annual operational CII.

8 The SEEMP shall be reviewed to include the plan of corrective actions accordingly, taking into account the guidelines to be developed by the Organization. The revised SEEMP shall be submitted to the Administration or any organization duly authorized by it for verification, preferably together with, but in no case later than 1 month after reporting the attained annual operational CII in accordance with paragraph 2 of this regulation.

9 A ship rated as D for three consecutive years or rated as E shall duly undertake the planned corrective actions in accordance with the revised SEEMP.

10 Administrations, port authorities and other stakeholders as appropriate, are encouraged to provide incentives to ships rated as A or B.

Review

- 11 A review shall be completed by 1 January 2026 by the Organization to assess:
- .1 the effectiveness of this regulation in reducing the carbon intensity of international shipping;
 - .2 the need for reinforced corrective actions or other means of remedy, including possible additional EEXI requirements;
 - .3 the need for enhancement of the enforcement mechanism;
 - .4 the need for enhancement of the data collection system; and
 - .5 the revision of the Z factor and CII_R values.

If based on the review the Parties decide to adopt amendments to this regulation, such amendments shall be adopted and brought into force in accordance with the provisions of article 16 of the present Convention.

Regulation 29

*Promotion of technical cooperation and transfer of technology relating to the improvement of energy efficiency of ships*⁴⁵

1 Administrations shall, in cooperation with the Organization and other international bodies, promote and provide support, as appropriate, directly or through the Organization to States that request technical assistance, especially developing States.

2 The Administration of a Party shall cooperate actively with other Parties, subject to its national laws, regulations and policies, to promote the development and transfer of technology and exchange of information to States which request technical assistance, particularly developing States, in respect of the implementation of measures to fulfil the requirements of chapter 4 of this Annex, in particular regulations 19.4 to 19.6.

Chapter 5 – Verification of compliance with the provisions of this Annex

Regulation 30

Application

Parties shall use the provisions of the Code for Implementation in the execution of their obligations and responsibilities contained in this Annex.

Regulation 31

Verification of compliance

1 Every Party shall be subject to periodic audits by the Organization in accordance with the audit standard to verify compliance with and implementation of this Annex.

2 The Secretary-General of the Organization shall have responsibility for administering the Audit Scheme, based on the guidelines developed by the Organization.⁴⁶

3 Every Party shall have responsibility for facilitating the conduct of the audit and implementation of a programme of actions to address the findings, based on the guidelines developed by the Organization.⁴⁶

4 The audits of all Parties shall be:

- .1 based on an overall schedule developed by the Secretary-General of the Organization, taking into account the guidelines developed by the Organization;⁴⁶ and
- .2 conducted at periodic intervals, taking into account the guidelines developed by the Organization.⁴⁶

⁴⁵ Refer to *Promotion of technical cooperation and transfer of technology relating to the improvement of energy efficiency of ships* (resolution MEPC.229(65)), and the *Model agreement between governments on technological cooperation for the implementation of the regulations in chapter 4 of MARPOL Annex VI* (MEPC.1/Circ.861).

⁴⁶ Refer to the *Framework and procedures for the IMO Member State Audit Scheme* (resolution A.1067(28)).

Appendix I

Form of International Air Pollution Prevention (IAPP) Certificate (regulation 8)

INTERNATIONAL AIR POLLUTION PREVENTION CERTIFICATE

Issued under the provisions of the Protocol of 1997, as amended, to amend the International Convention for the Prevention of Pollution from Ships, 1973, as modified by the Protocol of 1978 relating thereto (hereinafter referred to as "the Convention") under the authority of the Government of:

.....
(full designation of the country)

by.....
*(full designation of the competent person or organization
authorized under the provisions of the Convention)*

Particulars of ship¹

Name of ship

Distinctive number or letters

IMO Number²

Port of registry

Gross tonnage

THIS IS TO CERTIFY:

1 That the ship has been surveyed in accordance with regulation 5 of Annex VI of the Convention; and

2 That the survey shows that the equipment, systems, fittings, arrangements and materials fully comply with the applicable requirements of Annex VI of the Convention.

This Certificate is valid until (dd/mm/yyyy)³.....
subject to surveys in accordance with regulation 5 of Annex VI of the Convention.

Completion date of the survey on which this Certificate is based (dd/mm/yyyy).....

Issued at

(place of issue of Certificate)

Date (dd/mm/yyyy)
(date of issue)

.....
*(signature of duly authorized
official issuing the Certificate)*

¹ Alternatively, the particulars of the ship may be placed horizontally in boxes.

² In accordance with the IMO Ship Identification Number Scheme (resolution A.1117(30)).

³ Insert the date of expiry as specified by the Administration in accordance with regulation 9.1 of Annex VI of the Convention. The day and the month of this date correspond to the anniversary date as defined in regulation 2.1.3 of Annex VI of the Convention, unless amended in accordance with regulation 9.8 of Annex VI of the Convention.

(seal or stamp of the authority, as appropriate)

ENDORSEMENT FOR ANNUAL AND INTERMEDIATE SURVEYS

THIS IS TO CERTIFY that, at a survey required by regulation 5 of Annex VI of the Convention, the ship was found to comply with the relevant provisions of that Annex:

Annual survey Signed.....
(signature of duly authorized official)
Place
Date (dd/mm/yyyy)
(seal or stamp of the authority, as appropriate)

Annual/Intermediate⁴ survey Signed.....
(signature of duly authorized official)
Place
Date (dd/mm/yyyy)
(seal or stamp of the authority, as appropriate)

Annual/Intermediate⁴ survey Signed.....
(signature of duly authorized official)
Place
Date (dd/mm/yyyy)
(seal or stamp of the authority, as appropriate)

Annual survey Signed.....
(signature of duly authorized official)
Place.....
Date (dd/mm/yyyy)
(seal or stamp of the authority, as appropriate)

ANNUAL/INTERMEDIATE SURVEY IN ACCORDANCE
WITH REGULATION 9.8.3

THIS IS TO CERTIFY that, at an annual/intermediate⁴ survey in accordance with regulation 9.8.3 of Annex VI of the Convention, the ship was found to comply with the relevant provisions of that Annex:

Signed.....
(signature of duly authorized official)
Place

⁴ Delete as appropriate.

Date (dd/mm/yyyy)

(seal or stamp of the authority, as appropriate)

ENDORSEMENT TO EXTEND THE CERTIFICATE IF VALID FOR LESS
THAN FIVE YEARS WHERE REGULATION 9.3 APPLIES

The ship complies with the relevant provisions of the Annex, and this Certificate shall, in accordance with regulation 9.3 of Annex VI of the Convention, be accepted as valid until (dd/mm/yyyy)

Signed.

.....
(signature of duly authorized official)

Place

Date (dd/mm/yyyy)

(seal or stamp of the authority, as appropriate)

ENDORSEMENT WHERE THE RENEWAL SURVEY HAS BEEN
COMPLETED AND REGULATION 9.4 APPLIES

The ship complies with the relevant provisions of the Annex, and this Certificate shall, in accordance with regulation 9.4 of Annex VI of the Convention, be accepted as valid until (dd/mm/yyyy)

Signed.
(signature of duly authorized official)

Place

Date (dd/mm/yyyy)

(seal or stamp of the authority, as appropriate)

ENDORSEMENT TO EXTEND THE VALIDITY OF THE CERTIFICATE
UNTIL REACHING THE PORT OF SURVEY OR FOR A PERIOD OF GRACE
WHERE REGULATION 9.5 OR 9.6 APPLIES

This Certificate shall, in accordance with regulation 9.5 or 9.6⁵ of Annex VI of the Convention, be accepted as valid until (dd/mm/yyyy).....

Signed.
(signature of duly authorized official)

Place

Date (dd/mm/yyyy)

(seal or stamp of the authority, as appropriate)

⁵ Delete as appropriate.

ENDORSEMENT FOR ADVANCEMENT OF ANNIVERSARY DATE
WHERE REGULATION 9.8 APPLIES

In accordance with regulation 9.8 of Annex VI of the Convention, the new anniversary date is
(dd/mm/yyyy).....

Signed.....
(signature of duly authorized official)

Place

Date (dd/mm/yyyy)

(seal or stamp of the authority, as appropriate)

In accordance with regulation 9.8 of Annex VI of the Convention, the new anniversary date is
(dd/mm/yyyy).....

Signed.....
(signature of duly authorized official)

Place

Date (dd/mm/yyyy)

(seal or stamp of the authority, as appropriate)

SUPPLEMENT TO
INTERNATIONAL AIR POLLUTION PREVENTION CERTIFICATE (IAPP CERTIFICATE)
RECORD OF CONSTRUCTION AND EQUIPMENT

Notes

- 1 This Record shall be permanently attached to the IAPP Certificate. The IAPP Certificate shall be available on board the ship at all times.
- 2 The Record shall be at least in English, French or Spanish. If an official language of the issuing country is also used, this shall prevail in case of a dispute or discrepancy.
- 3 Entries in boxes shall be made by inserting either: a cross (x) for the answers "yes" and "applicable"; or a dash (-) for the answers "no" and "not applicable", as appropriate.
- 4 Unless otherwise stated, regulations mentioned in this Record refer to regulations of Annex VI of the Convention and resolutions or circulars refer to those adopted by the International Maritime Organization.

1 Particulars of ship

- 1.1 Name of ship.....
- 1.2 IMO Number.....
- 1.3 Date on which keel was laid or ship was at a similar stage of construction (dd/mm/yyyy).....
- 1.4 Length (L)⁶ metres

2 Control of emissions from ships

2.1 *Ozone-depleting substances* (regulation 12)

2.1.1 The following fire-extinguishing systems, other systems and equipment containing ozone-depleting substances, other than hydrochlorofluorocarbons (HCFCs), installed before 19 May 2005 may continue in service:

System or equipment	Location on board	Substance

⁶ Completed only in respect of ships constructed on or after 1 January 2016 that are specially designed, and used solely for recreational purposes and to which, in accordance with regulation 13.5.2.1 or regulation 13.5.2.3, the NO_x emission limit as given by regulation 13.5.1.1 will not apply.

2.1.2 The following systems containing HCFCs installed before 1 January 2020 may continue in service:

System or equipment	Location on board	Substance

2.2 Nitrogen oxides (NO_x) (regulation 13)

2.2.1 The following marine diesel engines installed on this ship are in accordance with the requirements of regulation 13, as indicated:

Applicable regulation of MARPOL Annex VI (NTC = NO _x Technical Code 2008) (AM = approved method)		Engine #1	Engine #2	Engine #3	Engine #4	Engine #5
1	Manufacturer and model					
2	Serial number					
3	Use (applicable application cycle(s) – NTC 3.2)					
4	Rated power (kW) (NTC 1.3.11)					
5	Rated speed (rpm) (NTC 1.3.12)					
6	Identical engine installed ≥ 1/1/2000 exempted by 13.1.1.2	<input type="checkbox"/>	<input type="checkbox"/>	<input type="checkbox"/>	<input type="checkbox"/>	<input type="checkbox"/>
7	Identical engine installation date (dd/mm/yyyy) as per 13.1.1.2					
8a	Major conversion (dd/mm/yyyy)	13.2.1.1 & 13.2.2				
8b		13.2.1.2 & 13.2.3				
8c		13.2.1.3 & 13.2.3				
9a	Tier I	13.3				
9b		13.2.2				
9c		13.2.3.1				
9d		13.2.3.2				
9e		13.7.1.2				
10a	Tier II	13.4				
10b		13.2.2				
10c		13.2.2 (Tier III not possible)				
10d		13.2.3.2				
10e		13.5.2 (Exemptions)				
10f		13.7.1.2				
11a	NO _x Tier III Emission Control Areas	13.5.1.1				
11b		13.2.2				
11c		13.2.3.2				

Applicable regulation of MARPOL Annex VI (NTC = NO _x Technical Code 2008) (AM = approved method)			Engine #1	Engine #2	Engine #3	Engine #4	Engine #5
11d		13.7.1.2	<input type="checkbox"/>	<input type="checkbox"/>	<input type="checkbox"/>	<input type="checkbox"/>	<input type="checkbox"/>
12	AM ⁷	installed	<input type="checkbox"/>	<input type="checkbox"/>	<input type="checkbox"/>	<input type="checkbox"/>	<input type="checkbox"/>
13		not commercially available at this survey	<input type="checkbox"/>	<input type="checkbox"/>	<input type="checkbox"/>	<input type="checkbox"/>	<input type="checkbox"/>
14		not applicable	<input type="checkbox"/>	<input type="checkbox"/>	<input type="checkbox"/>	<input type="checkbox"/>	<input type="checkbox"/>

2.3 Sulphur oxides (SO_x) and particulate matter (regulation 14)

2.3.1 When the ship operates outside of an emission control area specified in regulation 14.3, the ship uses:

- .1 fuel oil with a sulphur content as documented by bunker delivery notes that does not exceed the limit value of 0.50% m/m, and/or
- .2 an equivalent arrangement approved in accordance with regulation 4.1 as listed in paragraph 2.6 that is at least as effective in terms of SO_x emission reductions as compared to using a fuel oil with a sulphur content limit value of 0.50% m/m

2.3.2 When the ship operates inside an emission control area specified in regulation 14.3, the ship uses:

- .1 fuel oil with a sulphur content as documented by bunker delivery notes that does not exceed the limit value of 0.10% m/m, and/or
- .2 an equivalent arrangement approved in accordance with regulation 4.1 as listed in paragraph 2.6 that is at least as effective in terms of SO_x emission reductions as compared to using a fuel oil with a sulphur content limit value of 0.10% m/m

2.3.3 For a ship without an equivalent arrangement approved in accordance with regulation 4.1 as listed in paragraph 2.6, the sulphur content of fuel oil carried for use on board the ship shall not exceed 0.50% m/m as documented by bunker delivery notes

2.3.4 The ship is fitted with designated sampling point(s) in accordance with regulation 14.10 or 14.11.....

2.3.5 In accordance with regulation 14.12, the requirement for fitting or designating sampling point(s) in accordance with regulation 14.10 or 14.11 is not applicable for a fuel oil service system for a low-flashpoint fuel for combustion purposes for propulsion or operation on board the ship

2.4 Volatile organic compounds (VOCs) (regulation 15)

2.4.1 The tanker has a vapour collection system installed and approved in accordance with MSC/Circ.585.....

⁷ Refer to 2014 Guidelines on the approved method process (resolution MEPC.243(66)).

2.4.2.1 For a tanker carrying crude oil, there is an approved VOC management plan□

2.4.2.2 VOC management plan approval reference

2.5 *Shipboard incineration* (regulation 16)

The ship has an incinerator:

- .1 installed on or after 1 January 2000 that complies with:
 - .1 resolution MEPC.76(40), as amended⁸□
 - .2 resolution MEPC.244(66)□
- .2 installed before 1 January 2000 that complies with:
 - .1 resolution MEPC.59(33), as amended⁹□
 - .2 resolution MEPC.76(40), as amended¹⁰□

2.2 *Equivalentents* (regulation 4)

The ship has been allowed to use the following fitting, material, appliance or apparatus to be fitted in a ship or other procedures, alternative fuel oils, or compliance methods used as an alternative to that required by this Annex:

System or equipment	Equivalent used	Approval reference

THIS IS TO CERTIFY that this Record is correct in all respects.

Issued at
(place of issue of the Record)

Date (dd/mm/yyyy)
(date of issue) (signature of duly authorized official issuing the Record)

(seal or stamp of the authority, as appropriate)

⁸ As amended by resolution MEPC.93(45).

⁹ As amended by resolution MEPC.92(45).

¹⁰ As amended by resolution MEPC.93(45).

Appendix II

Test cycles and weighting factors (regulation 13)

The following test cycles and weighting factors shall be applied for verification of compliance of marine diesel engines with the applicable NO_x limit in accordance with regulation 13 of this Annex using the test procedure and calculation method as specified in the revised NO_x Technical Code 2008.

- .1 For constant-speed marine engines for ship main propulsion, including diesel-electric drive, test cycle E2 shall be applied.
- .2 For controllable-pitch propeller sets test cycle E2 shall be applied.
- .3 For propeller-law-operated main and propeller-law-operated auxiliary engines the test cycle E3 shall be applied.
- .4 For constant-speed auxiliary engines test cycle D2 shall be applied.
- .5 For variable-speed, variable-load auxiliary engines, not included above, test cycle C1 shall be applied.

Test cycle for *constant-speed main propulsion* application
(including diesel-electric drive and all controllable-pitch propeller installations)

Test cycle type E2	Speed	100%	100%	100%	100%
	Power	100%	75%	50%	25%
	Weighting factor	0.2	0.5	0.15	0.15

Test cycle for *propeller-law-operated main and propeller-law-operated auxiliary engine* application

Test cycle type E3	Speed	100%	91%	80%	63%
	Power	100%	75%	50%	25%
	Weighting factor	0.2	0.5	0.15	0.15

Test cycle for *constant-speed auxiliary engine* application

Test cycle type D2	Speed	100%	100%	100%	100%	100%
	Power	100%	75%	50%	25%	10%
	Weighting factor	0.05	0.25	0.3	0.3	0.1

Test cycle for *variable-speed and variable-load auxiliary engine* application

Test cycle type C1	Speed	Rated				Intermediate			Idle
	Torque	100%	75%	50%	10%	100%	75%	50%	0%
	Weighting factor	0.15	0.15	0.15	0.1	0.1	0.1	0.1	0.15

In the case of an engine to be certified in accordance with paragraph 5.1.1 of regulation 13, the specific emission at each individual mode point shall not exceed the applicable NO_x emission limit value by more than 50% except as follows:

- .1 The 10% mode point in the D2 test cycle.
- .2 The 10% mode point in the C1 test cycle.
- .3 The idle mode point in the C1 test cycle.

Appendix III

Criteria and procedures for the designation of emission control areas (regulations 13.6 and 14.3)

1 Objectives

1.1 The purpose of this appendix is to provide Parties with the criteria and procedures for formulating and submitting proposals for the designation of emission control areas and to set forth the factors to be considered in the assessment of such proposals by the Organization.

1.2 Emissions of NO_x, SO_x and particulate matter from ocean-going ships contribute to ambient concentrations of air pollution in cities and coastal areas around the world. Adverse public health and environmental effects associated with air pollution include premature mortality, cardiopulmonary disease, lung cancer, chronic respiratory ailments, acidification and eutrophication.

1.3 An emission control area should be considered for adoption by the Organization if supported by a demonstrated need to prevent, reduce and control emissions of NO_x or SO_x and particulate matter or all three types of emissions (hereinafter emissions) from ships.

2 Process for the designation of emission control areas

2.1 A proposal to the Organization for the designation of an emission control area for NO_x or SO_x and particulate matter or all three types of emissions may be submitted only by Parties. Where two or more Parties have a common interest in a particular area, they should formulate a coordinated proposal.

2.2 A proposal to designate a given area as an emission control area should be submitted to the Organization in accordance with the rules and procedures established by the Organization.

3 Criteria for designation of an emission control area

3.1 The proposal shall include:

- .1 a clear delineation of the proposed area of application, along with a reference chart on which the area is marked;
- .2 the type or types of emission(s) that is or are being proposed for control (i.e. NO_x or SO_x and particulate matter or all three types of emissions);
- .3 a description of the human populations and environmental areas at risk from the impacts of ship emissions;
- .4 an assessment that emissions from ships operating in the proposed area of application are contributing to ambient concentrations of air pollution or to adverse environmental impacts. Such assessment shall include a description of the impacts of the relevant emissions on human health and the environment, such as adverse impacts on terrestrial and aquatic ecosystems, areas of natural productivity, critical habitats, water quality, human health, and areas of cultural and scientific significance, if applicable. The sources of relevant data including methodologies used shall be identified;

- .5 relevant information, pertaining to the meteorological conditions in the proposed area of application, to the human populations and environmental areas at risk, in particular prevailing wind patterns, or to topographical, geological, oceanographic, morphological or other conditions that contribute to ambient concentrations of air pollution or adverse environmental impacts;
- .6 the nature of the ship traffic in the proposed emission control area, including the patterns and density of such traffic;
- .7 a description of the control measures taken by the proposing Party or Parties addressing land-based sources of NO_x, SO_x and particulate matter emissions affecting the human populations and environmental areas at risk that are in place and operating concurrently with the consideration of measures to be adopted in relation to provisions of regulations 13 and 14 of Annex VI; and
- .8 the relative costs of reducing emissions from ships when compared with land-based controls, and the economic impacts on shipping engaged in international trade.

3.2 The geographical limits of an emission control area will be based on the relevant criteria outlined above, including emissions and deposition from ships navigating in the proposed area, traffic patterns and density, and wind conditions.

4 Procedures for the assessment and adoption of emission control areas by the Organization

4.1 The Organization shall consider each proposal submitted to it by a Party or Parties.

4.2 In assessing the proposal, the Organization shall take into account the criteria that are to be included in each proposal for adoption as set forth in section 3 above.

4.3 An emission control area shall be designated by means of an amendment to this Annex, considered, adopted and brought into force in accordance with article 16 of the present Convention.

5 Operation of emission control areas

5.1 Parties that have ships navigating in the area are encouraged to bring to the Organization any concerns regarding the operation of the area.

Appendix IV

Type approval and operating limits for shipboard incinerators (regulation 16)

1 Shipboard incinerators described in regulation 16.6.1 shall possess an IMO Type Approval Certificate for each incinerator. In order to obtain such certificate, the incinerator shall be designed and built to an approved standard as described in regulation 16.6.1. Each model shall be subject to a specified type approval test operation at the factory or an approved test facility, and under the responsibility of the Administration, using the following standard fuel/waste specification for the type approval test for determining whether the incinerator operates within the limits specified in paragraph 2 of this appendix:

Sludge oil consisting of: 75% sludge oil from heavy fuel oil (HFO);
5% waste lubricating oil; and
20% emulsified water.

Solid waste consisting of: 50% food waste;
50% rubbish containing:
approx. 30% paper,
" 40% cardboard,
" 10% rags,
" 20% plastic.

The mixture will have up to 50% moisture and 7% incombustible solids.

2 Incinerators described in regulation 16.6.1 shall operate within the following limits:

O₂ in combustion chamber: 6–12%

CO in flue gas maximum average: 200 mg/MJ

Soot number maximum average: Bacharach 3 or Ringelmann 1 (20% opacity)
(a higher soot number is acceptable only during very short periods such as starting up)

Unburned components in ash residues: Maximum 10% by weight

Combustion chamber flue gas outlet temperature range: 850–1200°C

Appendix V

Information to be included in the bunker delivery note (regulation 18.5)

- 1 Name and IMO Number of receiving ship
- 2 Port
- 3 Date of commencement of delivery
- 4 Name, address and telephone number of marine fuel oil supplier
- 5 Product name(s)
- 6 Quantity in metric tonnes
- 7 Density at 15°C (kg/m³)¹
- 8 Sulphur content (% m/m)²
- 9 A declaration signed and certified by the fuel oil supplier's representative that the fuel oil supplied is in conformity with regulation 18.3 of this Annex and that the sulphur content of the fuel oil supplied does not exceed:
 - the limit value given by regulation 14.1 of this Annex;
 - the limit value given by regulation 14.4 of this Annex; or
 - the purchaser's specified limit value of _____ (% m/m), as completed by the fuel oil supplier's representative and on the basis of the purchaser's notification that the fuel oil:
 - .1 is intended to be used in combination with an equivalent means of compliance in accordance with regulation 4 of this Annex; or
 - .2 is subject to a relevant exemption for a ship to conduct trials for sulphur oxides emission reduction and control technology research in accordance with regulation 3.2 of this Annex.

The declaration shall be completed by the fuel oil supplier's representative by marking the applicable box(es) with a cross (x).

¹ Fuel oil shall be tested in accordance with ISO 3675:1998 or ISO 12185:1996.

² Fuel oil shall be tested in accordance with ISO 8754:2003.

Appendix VI

Verification procedures for a MARPOL Annex VI fuel oil sample (regulation 18.8.2 or regulation 14.8)

The following relevant verification procedure shall be used to determine whether the fuel oil delivered to, in use or carried for use on board a ship has met the applicable sulphur limit of regulation 14 of this Annex.

This appendix refers to the following representative MARPOL Annex VI fuel oil samples:

Part 1 – sample of fuel oil delivered¹ in accordance with regulation 18.8.1, hereafter referred to as the "MARPOL delivered sample" as defined in regulation 2.1.22.

Part 2 – sample of fuel oil in use,² intended to be used or carried for use on board in accordance with regulation 14.8, hereafter referred to as the "in-use sample" as defined in regulation 2.1.16 and "onboard sample"³ as defined in regulation 2.1.24.

Part 1 – MARPOL delivered sample

1 General Requirements

1.1 The representative sample of the fuel oil, which is required by regulation 18.8.1 (the MARPOL delivered sample), shall be used to verify the sulphur content of the fuel oil delivered to a ship.

1.2 A Party, through its competent authority, shall manage the verification procedure.

1.3 A laboratory undertaking the sulphur testing procedure given in this appendix shall have valid accreditation⁴ in respect of the test method to be used.

2 Verification Procedure Part 1

2.1 The MARPOL delivered sample shall be conveyed by the competent authority to the laboratory.

2.2 The laboratory shall:

- .1 record the details of the seal number and the sample label on the test record;
- .2 record the condition of the seal of the sample as received on the test record; and
- .3 reject any sample where the seal has been broken prior to receipt and record that rejection on the test record.

¹ Samples taken in accordance with the 2009 *Guidelines for the sampling of fuel oil for determination of compliance with the revised MARPOL Annex VI* (resolution MEPC.182(59)).

² Samples taken in accordance with the 2019 *Guidelines for on board sampling for the verification of the sulphur content of the fuel oil used on board ships* (MEPC.1/Circ.864/Rev.1).

³ Refer to the 2020 *Guidelines for on board sampling of fuel oil intended to be used or carried for use on board a ship* (MEPC.1/Circ.889).

⁴ The laboratory is to be accredited to ISO/IEC 17025:2017 or an equivalent standard for the performance of the given sulphur content test ISO 8754:2003.

2.3 If the seal of the sample as received has not been broken, the laboratory shall proceed with the verification procedure and shall:

- .1 unseal the sample;
- .2 ensure that the sample is thoroughly homogenized;
- .3 draw two subsamples from the sample; and
- .4 reseal the sample and record the new reseal details on the test record.

2.4 The two subsamples shall be tested in succession, in accordance with the specified test method referred to in regulation 2.1.30 of this Annex. For the purposes of this Part 1 verification procedure, the results of the test analysis shall be referred to as '1A' and '1B':

- .1 results 1A and 1B shall be recorded on the test record in accordance with the requirements of the test method; and
- .2 if the results of 1A and 1B are within the repeatability (r)⁵ of the test method, the results shall be considered valid; or
- .3 if the results 1A and 1B are not within the repeatability (r) of the test method, both results shall be rejected and two new subsamples shall be taken by the laboratory and tested. The sample bottle shall be resealed in accordance with paragraph 2.3.4 after the new subsamples have been taken.
- .4 in the case of two failures to achieve repeatability between 1A and 1B, the cause of that failure shall be investigated by the laboratory and resolved before further testing of the sample is undertaken. On resolution of that repeatability issue, two new subsamples shall be taken in accordance with paragraph 2.3. The sample shall be resealed in accordance with paragraph 2.3.4 after the new subsamples have been taken.

2.5 If the test results of 1A and 1B are valid, an average of these two results shall be calculated. The average value shall be referred to as 'X' and shall be recorded on the test record:

- .1 if the result X is equal to or less than the applicable limit required by regulation 14, the fuel oil shall be considered to have met the requirement; or
- .2 if the result X is greater than the applicable limit required by regulation 14, the fuel oil shall be considered to have not met the requirement.

⁵ Repeatability (r) calculation in accordance with ISO 4259:2017-2 and as defined in the test method used.

Table 1: Summary of Part 1 MARPOL delivered sample procedure

On the basis of the test method referred to in regulation 2.1.30 of this Annex		
Applicable limit % m/m: V	Result 2.5.1: $X \leq V$	Result 2.5.2: $X > V$
0.10	Met the requirement	Not met the requirement
0.50		
Result X reported to 2 decimal places		

2.6 The final results obtained from this verification procedure shall be evaluated by the competent authority.

2.7 The laboratory shall provide a copy of the test record to the competent authority managing the verification procedure.

Part 2 – In-use and onboard samples

3 General Requirements

3.1 The in-use or onboard sample, as appropriate, shall be used to verify the sulphur content of the fuel oil as represented by that sample of fuel oil at the point of sampling.

3.2 A Party, through its competent authority, shall manage the verification procedure.

3.3 A laboratory undertaking the sulphur testing procedure given in this appendix shall have valid accreditation⁶ in respect of the test method to be used.

4 Verification Procedure Part 2

4.1 The in-use or onboard sample shall be conveyed by the competent authority to the laboratory.

4.2 The laboratory shall:

- .1 record the details of the seal number and the sample label on the test record;
- .2 record the condition of the seal of the sample as received on the test record; and
- .3 reject any sample where the seal has been broken prior to receipt and record that rejection on the test record.

4.3 If the seal of the sample as received has not been broken, the laboratory shall proceed with the verification procedure and shall:

- .1 unseal the sample;
- .2 ensure that the sample is thoroughly homogenized;
- .3 draw two subsamples from the sample; and

⁶ The laboratory is to be accredited to ISO/IEC 17025:2017 or an equivalent standard for the performance of the given sulphur content test ISO 8754:2003.

.4 reseal the sample and record the new reseal details on the test record.

4.4 The two subsamples shall be tested in succession, in accordance with the specified test method referred to in regulation 2.1.30 of this Annex. For the purposes of this Part 2 verification procedure, the results obtained shall be referred to as '2A' and '2B':

.1 results 2A and 2B shall be recorded on the test record in accordance with the requirements of the test method; and

.2 if the results of 2A and 2B are within the repeatability (r)⁷ of the test method, the results shall be considered valid; or

.3 if the results of 2A and 2B are not within the repeatability (r) of the test method, both results shall be rejected and two new subsamples shall be taken by the laboratory and tested. The sample bottle shall be resealed in accordance with paragraph 4.3.4 after the new subsamples have been taken; and

.4 in the case of two failures to achieve repeatability between 2A and 2B, the cause of that failure shall be investigated by the laboratory and resolved before further testing of the sample is undertaken. On resolution of that repeatability issue, two new subsamples shall be taken in accordance with paragraph 4.3. The sample shall be resealed in accordance with paragraph 4.3.4 after the new subsamples have been taken.

4.5 If the test results of 2A and 2B are valid, an average of these two results shall be calculated. That average value shall be referred to as 'Z' and shall be recorded on the test record:

.1 if Z is equal to or less than the applicable limit required by regulation 14, the sulphur content of the fuel oil as represented by the tested sample shall be considered to have met the requirement;

.2 if Z is greater than the applicable limit required by regulation 14 but less than or equal to that applicable limit + 0.59R (where R is the reproducibility of the test method),⁸ the sulphur content of the fuel oil as represented by the tested sample shall be considered to have met the requirement; or

.3 if Z is greater than the applicable limit required by regulation 14 + 0.59R, the sulphur content of the fuel oil as represented by the tested sample shall be considered to have not met the requirement.

⁷ Repeatability (r) calculation in accordance with ISO 4259:2017-2 and as defined in the test method used.

⁸ Reproducibility (R) calculation in accordance with ISO 4259:2017-2 and as defined in the test method used.

Table 2: Summary of in-use or onboard sample procedure⁹

On the basis of the test method referred to in regulation 2.1.30 of this Annex				
Applicable limit %m/m: V	Test margin value: W	Result 4.5.1: $Z \leq V$	Result 4.5.2: $V < Z \leq W$	Result 4.5.3: $Z > W$
0.10	0.11	Met the requirement	Met the requirement	Not met the requirement
0.50	0.53			
Result Z reported to 2 decimal places				

4.6 The final results obtained from this verification procedure shall be evaluated by the competent authority.

4.7 The laboratory shall provide a copy of the test record to the competent authority managing the verification procedure.

⁹ Results of testing undertaken by the company or other entities are outside the MARPOL process and hence should be considered within the approach given by ISO 4259:2017-2 regarding recipient drawn samples.

Appendix VII

Emission control areas (regulations 13.6 and 14.3)

1 The boundaries of emission control areas designated under regulations 13.6 and 14.3, other than the Baltic Sea and the North Sea areas, are set forth in this appendix.

2 The North American area comprises:

.1 the sea area located off the Pacific coasts of the United States and Canada, enclosed by geodesic lines connecting the following coordinates:

Point	Latitude	Longitude
1	32°32'.10 N	117°06'.11 W
2	32°32'.04 N	117°07'.29 W
3	32°31'.39 N	117°14'.20 W
4	32°33'.13 N	117°15'.50 W
5	32°34'.21 N	117°22'.01 W
6	32°35'.23 N	117°27'.53 W
7	32°37'.38 N	117°49'.34 W
8	31°07'.59 N	118°36'.21 W
9	30°33'.25 N	121°47'.29 W
10	31°46'.11 N	123°17'.22 W
11	32°21'.58 N	123°50'.44 W
12	32°56'.39 N	124°11'.47 W
13	33°40'.12 N	124°27'.15 W
14	34°31'.28 N	125°16'.52 W
15	35°14'.38 N	125°43'.23 W
16	35°44'.00 N	126°18'.53 W
17	36°16'.25 N	126°45'.30 W
18	37°01'.35 N	127°07'.18 W
19	37°45'.39 N	127°38'.02 W
20	38°25'.08 N	127°53'.00 W
21	39°25'.05 N	128°31'.23 W
22	40°18'.47 N	128°45'.46 W
23	41°13'.39 N	128°40'.22 W
24	42°12'.49 N	129°00'.38 W
25	42°47'.34 N	129°05'.42 W
26	43°26'.22 N	129°01'.26 W
27	44°24'.43 N	128°41'.23 W
28	45°30'.43 N	128°40'.02 W
29	46°11'.01 N	128°49'.01 W
30	46°33'.55 N	129°04'.29 W
31	47°39'.55 N	131°15'.41 W
32	48°32'.32 N	132°41'.00 W
33	48°57'.47 N	133°14'.47 W

Point	Latitude	Longitude
34	49°22'.39 N	134°15'.51 W
35	50°01'.52 N	135°19'.01 W
36	51°03'.18 N	136°45'.45 W
37	51°54'.04 N	137°41'.54 W
38	52°45'.12 N	138°20'.14 W
39	53°29'.20 N	138°40'.36 W
40	53°40'.39 N	138°48'.53 W
41	54°13'.45 N	139°32'.38 W
42	54°39'.25 N	139°56'.19 W
43	55°20'.18 N	140°55'.45 W
44	56°07'.12 N	141°36'.18 W
45	56°28'.32 N	142°17'.19 W
46	56°37'.19 N	142°48'.57 W
47	58°51'.04 N	153°15'.03 W

- .2 the sea areas located off the Atlantic coasts of the United States, Canada and France (Saint- Pierre-et-Miquelon), and the Gulf of Mexico coast of the United States enclosed by geodesic lines connecting the following coordinates:

Point	Latitude	Longitude
1	60°00'.00 N	64°09'.36 W
2	60°00'.00 N	56°43'.00 W
3	58°54'.01 N	55°38'.05 W
4	57°50'.52 N	55°03'.47 W
5	57°35'.13 N	54°00'.59 W
6	57°14'.20 N	53°07'.58 W
7	56°48'.09 N	52°23'.29 W
8	56°18'.13 N	51°49'.42 W
9	54°23'.21 N	50°17'.44 W
10	53°44'.54 N	50°07'.17 W
11	53°04'.59 N	50°10'.05 W
12	52°20'.06 N	49°57'.09 W
13	51°34'.20 N	48°52'.45 W
14	50°40'.15 N	48°16'.04 W
15	50°02'.28 N	48°07'.03 W
16	49°24'.03 N	48°09'.35 W
17	48°39'.22 N	47°55'.17 W
18	47°24'.25 N	47°46'.56 W
19	46°35'.12 N	48°00'.54 W
20	45°19'.45 N	48°43'.28 W
21	44°43'.38 N	49°16'.50 W

Point	Latitude	Longitude
22	44°16'.38 N	49°51'.23 W
23	43°53'.15 N	50°34'.01 W
24	43°36'.06 N	51°20'.41 W
25	43°23'.59 N	52°17'.22 W
26	43°19'.50 N	53°20'.13 W
27	43°21'.14 N	54°09'.20 W
28	43°29'.41 N	55°07'.41 W
29	42°40'.12 N	55°31'.44 W
30	41°58'.19 N	56°09'.34 W
31	41°20'.21 N	57°05'.13 W
32	40°55'.34 N	58°02'.55 W
33	40°41'.38 N	59°05'.18 W
34	40°38'.33 N	60°12'.20 W
35	40°45'.46 N	61°14'.03 W
36	41°04'.52 N	62°17'.49 W
37	40°36'.55 N	63°10'.49 W
38	40°17'.32 N	64°08'.37 W
39	40°07'.46 N	64°59'.31 W
40	40°05'.44 N	65°53'.07 W
41	39°58'.05 N	65°59'.51 W
42	39°28'.24 N	66°21'.14 W
43	39°01'.54 N	66°48'.33 W
44	38°39'.16 N	67°20'.59 W
45	38°19'.20 N	68°02'.01 W
46	38°05'.29 N	68°46'.55 W
47	37°58'.14 N	69°34'.07 W
48	37°57'.47 N	70°24'.09 W
49	37°52'.46 N	70°37'.50 W
50	37°18'.37 N	71°08'.33 W
51	36°32'.25 N	71°33'.59 W
52	35°34'.58 N	71°26'.02 W
53	34°33'.10 N	71°37'.04 W
54	33°54'.49 N	71°52'.35 W
55	33°19'.23 N	72°17'.12 W
56	32°45'.31 N	72°54'.05 W
57	31°55'.13 N	74°12'.02 W
58	31°27'.14 N	75°15'.20 W
59	31°03'.16 N	75°51'.18 W
60	30°45'.42 N	76°31'.38 W
61	30°12'.48 N	77°18'.29 W
62	29°25'.17 N	76°56'.42 W

Point	Latitude	Longitude
63	28°36'.59 N	76°48'.00 W
64	28°17'.13 N	76°40'.10 W
65	28°17'.12 N	79°11'.23 W
66	27°52'.56 N	79°28'.35 W
67	27°26'.01 N	79°31'.38 W
68	27°16'.13 N	79°34'.18 W
69	27°11'.54 N	79°34'.56 W
70	27°05'.59 N	79°35'.19 W
71	27°00'.28 N	79°35'.17 W
72	26°55'.16 N	79°34'.39 W
73	26°53'.58 N	79°34'.27 W
74	26°45'.46 N	79°32'.41 W
75	26°44'.30 N	79°32'.23 W
76	26°43'.40 N	79°32'.20 W
77	26°41'.12 N	79°32'.01 W
78	26°38'.13 N	79°31'.32 W
79	26°36'.30 N	79°31'.06 W
80	26°35'.21 N	79°30'.50 W
81	26°34'.51 N	79°30'.46 W
82	26°34'.11 N	79°30'.38 W
83	26°31'.12 N	79°30'.15 W
84	26°29'.05 N	79°29'.53 W
85	26°25'.31 N	79°29'.58 W
86	26°23'.29 N	79°29'.55 W
87	26°23'.21 N	79°29'.54 W
88	26°18'.57 N	79°31'.55 W
89	26°15'.26 N	79°33'.17 W
90	26°15'.13 N	79°33'.23 W
91	26°08'.09 N	79°35'.53 W
92	26°07'.47 N	79°36'.09 W
93	26°06'.59 N	79°36'.35 W
94	26°02'.52 N	79°38'.22 W
95	25°59'.30 N	79°40'.03 W
96	25°59'.16 N	79°40'.08 W
97	25°57'.48 N	79°40'.38 W
98	25°56'.18 N	79°41'.06 W
99	25°54'.04 N	79°41'.38 W
100	25°53'.24 N	79°41'.46 W
101	25°51'.54 N	79°41'.59 W
102	25°49'.33 N	79°42'.16 W
103	25°48'.24 N	79°42'.23 W

Point	Latitude	Longitude
104	25°48'.20 N	79°42'.24 W
105	25°46'.26 N	79°42'.44 W
106	25°46'.16 N	79°42'.45 W
107	25°43'.40 N	79°42'.59 W
108	25°42'.31 N	79°42'.48 W
109	25°40'.37 N	79°42'.27 W
110	25°37'.24 N	79°42'.27 W
111	25°37'.08 N	79°42'.27 W
112	25°31'.03 N	79°42'.12 W
113	25°27'.59 N	79°42'.11 W
114	25°24'.04 N	79°42'.12 W
115	25°22'.21 N	79°42'.20 W
116	25°21'.29 N	79°42'.08 W
117	25°16'.52 N	79°41'.24 W
118	25°15'.57 N	79°41'.31 W
119	25°10'.39 N	79°41'.31 W
120	25°09'.51 N	79°41'.36 W
121	25°09'.03 N	79°41'.45 W
122	25°03'.55 N	79°42'.29 W
123	25°03'.00 N	79°42'.56 W
124	25°00'.30 N	79°44'.05 W
125	24°59'.03 N	79°44'.48 W
126	24°55'.28 N	79°45'.57 W
127	24°44'.18 N	79°49'.24 W
128	24°43'.04 N	79°49'.38 W
129	24°42'.36 N	79°50'.50 W
130	24°41'.47 N	79°52'.57 W
131	24°38'.32 N	79°59'.58 W
132	24°36'.27 N	80°03'.51 W
133	24°33'.18 N	80°12'.43 W
134	24°33'.05 N	80°13'.21 W
135	24°32'.13 N	80°15'.16 W
136	24°31'.27 N	80°16'.55 W
137	24°30'.57 N	80°17'.47 W
138	24°30'.14 N	80°19'.21 W
139	24°30'.06 N	80°19'.44 W
140	24°29'.38 N	80°21'.05 W
141	24°28'.18 N	80°24'.35 W
142	24°28'.06 N	80°25'.10 W
143	24°27'.23 N	80°27'.20 W
144	24°26'.30 N	80°29'.30 W

Point	Latitude	Longitude
145	24°25'.07 N	80°32'.22 W
146	24°23'.30 N	80°36'.09 W
147	24°22'.33 N	80°38'.56 W
148	24°22'.07 N	80°39'.51 W
149	24°19'.31 N	80°45'.21 W
150	24°19'.16 N	80°45'.47 W
151	24°18'.38 N	80°46'.49 W
152	24°18'.35 N	80°46'.54 W
153	24°09'.51 N	80°59'.47 W
154	24°09'.48 N	80°59'.51 W
155	24°08'.58 N	81°01'.07 W
156	24°08'.30 N	81°01'.51 W
157	24°08'.26 N	81°01'.57 W
158	24°07'.28 N	81°03'.06 W
159	24°02'.20 N	81°09'.05 W
160	24°00'.00 N	81°11'.16 W
161	23°55'.32 N	81°12'.55 W
162	23°53'.52 N	81°19'.43 W
163	23°50'.52 N	81°29'.59 W
164	23°50'.02 N	81°39'.59 W
165	23°49'.05 N	81°49'.59 W
166	23°49'.05 N	82°00'.11 W
167	23°49'.42 N	82°09'.59 W
168	23°51'.14 N	82°24'.59 W
169	23°51'.14 N	82°39'.59 W
170	23°49'.42 N	82°48'.53 W
171	23°49'.32 N	82°51'.11 W
172	23°49'.24 N	82°59'.59 W
173	23°49'.52 N	83°14'.59 W
174	23°51'.22 N	83°25'.49 W
175	23°52'.27 N	83°33'.01 W
176	23°54'.04 N	83°41'.35 W
177	23°55'.47 N	83°48'.11 W
178	23°58'.38 N	83°59'.59 W
179	24°09'.37 N	84°29'.27 W
180	24°13'.20 N	84°38'.39 W
181	24°16'.41 N	84°46'.07 W
182	24°23'.30 N	84°59'.59 W
183	24°26'.37 N	85°06'.19 W
184	24°38'.57 N	85°31'.54 W
185	24°44'.17 N	85°43'.11 W

Point	Latitude	Longitude
186	24°53'.57 N	85°59'.59 W
187	25°10'.44 N	86°30'.07 W
188	25°43'.15 N	86°21'.14 W
189	26°13'.13 N	86°06'.45 W
190	26°27'.22 N	86°13'.15 W
191	26°33'.46 N	86°37'.07 W
192	26°01'.24 N	87°29'.35 W
193	25°42'.25 N	88°33'.00 W
194	25°46'.54 N	90°29'.41 W
195	25°44'.39 N	90°47'.05 W
196	25°51'.43 N	91°52'.50 W
197	26°17'.44 N	93°03'.59 W
198	25°59'.55 N	93°33'.52 W
199	26°00'.32 N	95°39'.27 W
200	26°00'.33 N	96°48'.30 W
201	25°58'.32 N	96°55'.28 W
202	25°58'.15 N	96°58'.41 W
203	25°57'.58 N	97°01'.54 W
204	25°57'.41 N	97°05'.08 W
205	25°57'.24 N	97°08'.21 W
206	25°57'.24 N	97°08'.47 W

- .3 the sea area located off the coasts of the Hawaiian Islands of Hawai'i, Maui, Oahu, Moloka'i, Ni'ihau, Kaua'i, Lana'i and Kaho'olawe, enclosed by geodesic lines connecting the following coordinates:

Point	Latitude	Longitude
1	22°32'.54 N	153°00'.33 W
2	23°06'.05 N	153°28'.36 W
3	23°32'.11 N	154°02'.12 W
4	23°51'.47 N	154°36'.48 W
5	24°21'.49 N	155°51'.13 W
6	24°41'.47 N	156°27'.27 W
7	24°57'.33 N	157°22'.17 W
8	25°13'.41 N	157°54'.13 W
9	25°25'.31 N	158°30'.36 W
10	25°31'.19 N	159°09'.47 W
11	25°30'.31 N	159°54'.21 W
12	25°21'.53 N	160°39'.53 W
13	25°00'.06 N	161°38'.33 W
14	24°40'.49 N	162°13'.13 W
15	24°15'.53 N	162°43'.08 W

Point	Latitude	Longitude
16	23°40'.50 N	163°13'.00 W
17	23°03'.20 N	163°32'.58 W
18	22°20'.09 N	163°44'.41 W
19	21°36'.45 N	163°46'.03 W
20	20°55'.26 N	163°37'.44 W
21	20°13'.34 N	163°19'.13 W
22	19°39'.03 N	162°53'.48 W
23	19°09'.43 N	162°20'.35 W
24	18°39'.16 N	161°19'.14 W
25	18°30'.31 N	160°38'.30 W
26	18°29'.31 N	159°56'.17 W
27	18°10'.41 N	159°14'.08 W
28	17°31'.17 N	158°56'.55 W
29	16°54'.06 N	158°30'.29 W
30	16°25'.49 N	157°59'.25 W
31	15°59'.57 N	157°17'.35 W
32	15°40'.37 N	156°21'.06 W
33	15°37'.36 N	155°22'.16 W
34	15°43'.46 N	154°46'.37 W
35	15°55'.32 N	154°13'.05 W
36	16°46'.27 N	152°49'.11 W
37	17°33'.42 N	152°00'.32 W
38	18°30'.16 N	151°30'.24 W
39	19°02'.47 N	151°22'.17 W
40	19°34'.46 N	151°19'.47 W
41	20°07'.42 N	151°22'.58 W
42	20°38'.43 N	151°31'.36 W
43	21°29'.09 N	151°59'.50 W
44	22°06'.58 N	152°31'.25 W
45	22°32'.54 N	153°00'.33 W

3 The United States Caribbean Sea area includes:

- .1 the sea area located off the Atlantic and Caribbean coasts of the Commonwealth of Puerto Rico and the United States Virgin Islands, enclosed by geodesic lines connecting the following coordinates:

Point	Latitude	Longitude
1	17°18'.37 N	67°32'.14 W
2	19°11'.14 N	67°26'.45 W
3	19°30'.28 N	65°16'.48 W
4	19°12'.25 N	65°06'.08 W
5	18°45'.13 N	65°00'.22 W
6	18°41'.14 N	64°59'.33 W

Point	Latitude	Longitude
7	18°29'.22 N	64°53'.51 W
8	18°27'.35 N	64°53'.22 W
9	18°25'.21 N	64°52'.39 W
10	18°24'.30 N	64°52'.19 W
11	18°23'.51 N	64°51'.50 W
12	18°23'.42 N	64°51'.23 W
13	18°23'.36 N	64°50'.17 W
14	18°23'.48 N	64°49'.41 W
15	18°24'.11 N	64°49'.00 W
16	18°24'.28 N	64°47'.57 W
17	18°24'.18 N	64°47'.01 W
18	18°23'.13 N	64°46'.37 W
19	18°22'.37 N	64°45'.20 W
20	18°22'.39 N	64°44'.42 W
21	18°22'.42 N	64°44'.36 W
22	18°22'.37 N	64°44'.24 W
23	18°22'.39 N	64°43'.42 W
24	18°22'.30 N	64°43'.36 W
25	18°22'.25 N	64°42'.58 W
26	18°22'.26 N	64°42'.28 W
27	18°22'.15 N	64°42'.03 W
28	18°22'.22 N	64°40'.60 W
29	18°21'.57 N	64°40'.15 W
30	18°21'.51 N	64°38'.23 W
31	18°21'.22 N	64°38'.16 W
32	18°20'.39 N	64°38'.33 W
33	18°19'.15 N	64°38'.14 W
34	18°19'.07 N	64°38'.16 W
35	18°17'.23 N	64°39'.38 W
36	18°16'.43 N	64°39'.41 W
37	18°11'.33 N	64°38'.58 W
38	18°03'.02 N	64°38'.03 W
39	18°02'.56 N	64°29'.35 W
40	18°02'.51 N	64°27'.02 W
41	18°02'.30 N	64°21'.08 W
42	18°02'.31 N	64°20'.08 W
43	18°02'.03 N	64°15'.57 W
44	18°00'.12 N	64°02'.29 W
45	17°59'.58 N	64°01'.04 W
46	17°58'.47 N	63°57'.01 W
47	17°57'.51 N	63°53'.54 W
48	17°56'.38 N	63°53'.21 W
49	17°39'.40 N	63°54'.53 W

Point	Latitude	Longitude
50	17°37'.08 N	63°55'.10 W
51	17°30'.21 N	63°55'.56 W
52	17°11'.36 N	63°57'.57 W
53	17°05'.00 N	63°58'.41 W
54	16°59'.49 N	63°59'.18 W
55	17°18'.37 N	67°32'.14 W

Appendix VIII

Form of International Energy Efficiency (IEE) Certificate

INTERNATIONAL ENERGY EFFICIENCY CERTIFICATE

Issued under the provisions of the Protocol of 1997, as amended, to amend the International Convention for the Prevention of Pollution from Ships, 1973, as modified by the Protocol of 1978 relating thereto (hereinafter referred to as "the Convention") under the authority of the Government of:

.....
(full designation of the country)

by

*(full designation of the competent person or organization
authorized under the provisions of the Convention)*

Particulars of ship¹

Name of ship

Distinctive number or letters

Port of registry

Gross tonnage

IMO Number²

THIS IS TO CERTIFY:

- 1 That the ship has been surveyed in accordance with regulation 5.4 of Annex VI to the Convention; and
- 2 That the survey shows that the ship complies with the applicable requirements in regulations 22, 23, 24, 25 and 26.

Completion date of survey on which this Certificate is based: (dd/mm/yyyy)

Issued at

(place of issue of certificate)

(dd/mm/yyyy):
(date of issue)

.....
*(signature of duly authorized official
issuing the certificate)*

(seal or stamp of the authority, as appropriate)

¹ Alternatively, the particulars of the ship may be placed horizontally in boxes.

² In accordance with the IMO Ship Identification Number Scheme (resolution A.1117(30)).

**Supplement to the International Energy Efficiency Certificate
(IEE Certificate)**

**RECORD OF CONSTRUCTION RELATING TO ENERGY
EFFICIENCY**

Notes:

- 1 This Record shall be permanently attached to the IEE Certificate. The IEE Certificate shall be available on board the ship at all times.
- 2 The Record shall be at least in English, French or Spanish. If an official language of the issuing Party is also used, this shall prevail in case of a dispute or discrepancy.
- 3 Entries in boxes shall be made by inserting either: a cross (x) for the answers "yes" and "applicable"; or a dash (-) for the answers "no" and "not applicable", as appropriate.
- 4 Unless otherwise stated, regulations mentioned in this Record refer to regulations in Annex VI of the Convention, and resolutions or circulars refer to those adopted by the International Maritime Organization.

1 Particulars of ship

- 1.1 Name of ship
- 1.2 IMO Number
- 1.3 Date of building contract
- 1.4 Date of major conversion (if applicable).....
- 1.5 Gross tonnage
- 1.6 Deadweight
- 1.7 Type of ship³

2 Propulsion system

- 2.1 Diesel propulsion
- 2.2 Diesel-electric propulsion
- 2.3 Turbine propulsion
- 2.4 Hybrid propulsion
- 2.5 Propulsion system other than any of the above

³ Insert ship type in accordance with definitions specified in regulation 2. Ships falling into more than one of the ship types defined in regulation 2 should be considered as being the ship type with the most stringent (the lowest) required EEDI. If the ship does not fall into the ship types defined in regulation 2, insert "Ship other than ship types defined in regulation 2".

3 Attained Energy Efficiency Design Index (EEDI)

3.1 The attained EEDI in accordance with regulation 22.1 is calculated based on the information contained in the EEDI technical file, which also shows the process of calculating the attained EEDI.....

The attained EEDI is: grams-CO₂/tonne-nautical mile

3.2 The attained EEDI is not calculated, as:

3.2.1 the ship is exempt under regulation 22.1 as it is not a new ship as defined in regulation 2.2.18

3.2.2 the type of propulsion system is exempt in accordance with regulation 19.3

3.2.3 the requirement of regulation 22 is waived by the ship's Administration in accordance with regulation 19.4

3.2.4 the type of ship is exempt in accordance with regulation 22.1

4 Required EEDI

4.1 Required EEDI is: grams-CO₂/tonne-mile

4.2 The required EEDI is not applicable, as:

4.2.1 the ship is exempt under regulation 24.1 as it is not a new ship as defined in regulation 2.2.18.....

4.2.2 the type of propulsion system is exempt in accordance with regulation 19.3.....

4.2.3 the requirement of regulation 24 is waived by the ship's Administration in accordance with regulation 19.4

4.2.4 the type of ship is exempt in accordance with regulation 24.1

4.2.5 the ship's capacity is below the minimum capacity threshold in table 1 of regulation 24.2.....

5 Attained Energy Efficiency Existing Ship Index (EEXI)

5.1 The attained EEXI in accordance with regulation 23.1 is calculated taking into account the guidelines⁴ developed by the Organization.....

The attained EEXI is:.....grams-CO₂/tonne-mile

5.2 The attained EEXI is not calculated, as:

5.2.1 the type of propulsion system is exempt in accordance with regulation 19.3.....

5.2.2 the type of ship is exempt in accordance with regulation 23.1.....

⁴ Refer to the *2021 Guidelines on the method of calculation of the attained Energy Efficiency Existing Ship Index (EEXI)* (resolution MEPC.333(76))

6 Required EEXI

- 6.1 The required EEXI is:.....grams-CO₂/tonne-mile in accordance with regulation 25
- 6.2 The required EEXI is not applicable, as:
 - 6.2.1 the type of propulsion system is exempt in accordance with regulation 19.3.....
 - 6.2.2 the type of ship is exempt in accordance with regulation 25.1.....
 - 6.2.3 the ship's capacity is below the minimum capacity threshold in table 3 of regulation 25.1.....

7 Ship Energy Efficiency Management Plan

- 7.1 The ship is provided with a Ship Energy Efficiency Management Plan (SEEMP) in compliance with regulation 26.....

8 EEDI technical file

- 8.1 The IEE Certificate is accompanied by the EEDI technical file in compliance with regulation 22.1.....
 - 8.1.1 The EEDI technical file identification/verification number.....
 - 8.1.2 The EEDI technical file verification date.....

9 EEXI technical file

- 9.1 The IEE Certificate is accompanied by the EEXI technical file in compliance with regulation 23.1.....
 - 9.1.1 The EEXI technical file identification/verification number.....
 - 9.1.2 The EEXI technical file verification date.....
- 9.2 The IEE Certificate is not accompanied by the EEXI technical file as the attained EEDI is used as an alternative to the attained EEXI.....

THIS IS TO CERTIFY that this Record is correct in all respects.

Issued at
(place of issue of the Record)

(dd/mm/yyyy):
(date of issue) (signature of duly authorized official issuing the Record)

(seal or stamp of the authority, as appropriate)

Appendix IX

Information to be submitted to the IMO Ship Fuel Oil Consumption Database

Identity of the ship

IMO Number

Period of calendar year for which the data is submitted

Start date (dd/mm/yyyy)

End date (dd/mm/yyyy).....

Technical characteristics of the ship

Ship type, as defined in regulation 2 of this Annex or other (to be stated)

Gross tonnage (GT)¹

Net tonnage (NT)²

Deadweight tonnage (DWT)³

Power output (rated power)⁴ of main and auxiliary reciprocating internal combustion engines over 130 kW (to be stated in kW)

EEDI (if applicable).....

Ice class⁵

Fuel oil consumption, by fuel oil type⁶ in metric tonnes and methods used for collecting fuel oil consumption data

Distance travelled

Hours under way.....

¹ Gross tonnage should be calculated in accordance with the International Convention on Tonnage Measurement of Ships, 1969.

² Net tonnage should be calculated in accordance with the International Convention on Tonnage Measurement of Ships, 1969. If not applicable, note "N/A".

³ DWT means the difference in tonnes between the displacement of a ship in water of relative density of 1,025 kg/m³ at the summer load draught and the lightweight of the ship. The summer load draught should be taken as the maximum summer draught as certified in the stability booklet approved by the Administration or an organization aby it. If not applicable, note "N/A".

⁴ Rated power means the maximum continuous rated power as specified on the nameplate of the engine.

⁵ Ice class should be consistent with the definition set out in the International Code for Ships Operating in Polar Waters (Polar Code) (resolutions MEPC.264(68) and MSC.385(94)). If not applicable, note "N/A".

⁶ Refer to the *2018 Guidelines on the method of calculation of the attained Energy Efficiency Design Index (EEDI) for new ships* (resolution MEPC.308(73), as amended by resolutions MEPC.322(74) and MEPC.332(76)).

Appendix X

Form of Statement of Compliance – Fuel Oil Consumption Reporting and Operational Carbon Intensity rating

STATEMENT OF COMPLIANCE – FUEL OIL CONSUMPTION REPORTING AND OPERATIONAL CARBON INTENSITY RATING

Issued under the provisions of the Protocol of 1997, as amended, to amend the International Convention for the Prevention of Pollution from Ships, 1973, as modified by the Protocol of 1978 relating thereto (hereinafter referred to as “the Convention”) under the authority of the Government of:

.....
(full designation of the country)

by.....
(full designation of the competent person or organization authorized under the provisions of the Convention)

Particulars of ship¹

Name of ship.....

Distinctive number or letters.....

IMO Number².....

Port of registry.....

Gross tonnage.....

Deadweight.....

Type of ship.....

THIS IS TO DECLARE THAT:

- 1 the ship has submitted to this Administration the data required by regulation 27 of Annex VI to the Convention, covering ship operations from (dd/mm/yyyy) to (dd/mm/yyyy);
- 2 the data was collected and reported in accordance with the methodology and processes set out in the ship's SEEMP that was in effect over the period from (dd/mm/yyyy) to (dd/mm/yyyy);

¹ Alternatively, the particulars of the ship may be placed horizontally in boxes.

² In accordance with the IMO Ship Identification Number Scheme (resolution A.1117(30)).

- 3 the attained annual operational CII of the ship from (dd/mm/yyyy) through (dd/mm/yyyy) was: pursuant to regulations 28.1 and 28.2 of Annex VI of the Convention, for ships to which regulation 28 applies;³
- 4 the annual operational carbon intensity of the ship in this period is rated as
- A B C D E
- in accordance with regulation 28 of Annex VI to the Convention, for a ship to which regulation 28 applies³; and
- 5 a corrective action plan has been developed and included in the SEEMP (for a ship to which regulation 28 applies, rated as D for three consecutive years or rated as E)*

This Statement of Compliance is valid until (dd/mm/yyyy)

Issued at.....
(place of issue of the Statement)

(dd/mm/yyyy):
(date of issue)

.....
(signature of duly authorized official
issuing the Statement)

(seal or stamp of the authority, as appropriate)

³ In the event of any transfer of a ship addressed in regulations 27.4, 27.5 or 27.6, these sections should be completed consistent with regulation 28.3 of MARPOL Annex VI.

Appendix XI

Form of Exemption Certificate for UNSP Barges

**INTERNATIONAL AIR POLLUTION PREVENTION EXEMPTION CERTIFICATE FOR
UNMANNED NON-SELF-PROPELLED (UNSP) BARGES**

Issued under the provisions of the Protocol of 1997, as amended, to amend the International Convention for the Prevention of Pollution from Ships, 1973, as modified by the Protocol of 1978 relating thereto (hereinafter referred to as "the Convention") under the authority of the Government of:

.....
(full designation of the country)

by
*(full designation of the competent person or organization
authorized under the provisions of the Convention)*

Particulars of ship¹

Name of ship.....

Distinctive number or letters.....

IMO Number².....

Port of registry.....

Gross tonnage.....

THIS IS TO CERTIFY THAT:

- 1 the UNSP barge has been surveyed in accordance with regulation 3.4 of Annex VI to the Convention;
- 2 the survey shows that the UNSP barge:
 - .1 is not propelled by mechanical means;
 - .2 has no system, equipment and/or machinery fitted that may generate emissions controlled by Annex VI to the Convention; and
 - .3 has neither persons nor living animals on board; and
- 3 the UNSP barge is exempted, under regulation 3.4 of Annex VI to the Convention from the certification and related survey requirements of regulations 5.1 and 6.1 of Annex VI to the Convention.

¹ Alternatively, the particulars of the ship may be placed horizontally in boxes.

² In accordance with the IMO Ship Identification Number Scheme (resolution A.1117(30)).

This Certificate is valid until (dd/mm/yyyy)

subject to the exemption conditions being maintained.

Completion date of the survey on which this Certificate is based (dd/mm/yyyy)

Issued at
(place of issue of certificate)

(dd/mm/yyyy):
(date of issue)

.....
*(signature of duly authorized official
issuing the certificate)*

(seal or stamp of the authority, as appropriate)

MARINE ENVIRONMENT PROTECTION
COMMITTEE
76th session
Agenda item 15

MEPC 76/15/Add.2
12 July 2021
Original: ENGLISH

**REPORT OF THE MARINE ENVIRONMENT PROTECTION COMMITTEE
ON ITS SEVENTY-SIXTH SESSION**

Attached are annexes 2 to 20 to the report of the Marine Environment Protection Committee on its seventy-sixth session (MEPC 76/15).

(See document MEPC 76/15/Add.1 for annex 1)

LIST OF ANNEXES

- ANNEX 2 RESOLUTION MEPC.329(76) - AMENDMENTS TO MARPOL ANNEX I (PROHIBITION ON THE USE AND CARRIAGE FOR USE AS FUEL OF HEAVY FUEL OIL BY SHIPS IN ARCTIC WATERS)
- ANNEX 3 RESOLUTION MEPC.330(76) - AMENDMENTS TO MARPOL ANNEXES I AND IV (EXEMPTION OF UNMANNED NON-SELF-PROPELLED BARGES FROM CERTAIN SURVEY AND CERTIFICATION REQUIREMENTS)
- ANNEX 4 RESOLUTION MEPC.331(76) - AMENDMENTS TO THE AFS I CONVENTION (CONTROLS ON CYBUTRYNE AND FORM OF THE INTERNATIONAL ANTI-FOULING SYSTEM CERTIFICATE)
- ANNEX 5 RESOLUTION MEPC.332(76) AMENDMENTS TO THE 2018 GUIDELINES ON THE METHOD OF CALCULATION OF THE ATTAINED ENERGY EFFICIENCY DESIGN INDEX (EEDI) FOR NEW SHIPS (RESOLUTION MEPC.308(73), AS AMENDED BY RESOLUTION MEPC.322(74))
- ANNEX 6 UNIFIED INTERPRETATION TO REGULATION 2.23 OF MARPOL ANNEX VI
- ANNEX 7 RESOLUTION MEPC.333(76) - 2021 GUIDELINES ON THE METHOD OF CALCULATION OF THE ATTAINED ENERGY EFFICIENCY EXISTING SHIP INDEX (EEXI)
- ANNEX 8 RESOLUTION MEPC.334(76) - 2021 GUIDELINES ON SURVEY AND CERTIFICATION OF THE ENERGY EFFICIENCY EXISTING SHIP INDEX (EEXI)
- ANNEX 9 RESOLUTION MEPC.335(76) - 2021 GUIDELINES ON THE SHAFT/ENGINE POWER LIMITATION SYSTEM TO COMPLY WITH THE EEXI REQUIREMENTS AND USE OF A POWER RESERVE
- ANNEX 10 RESOLUTION MEPC.336(76) - 2021 GUIDELINES ON OPERATIONAL CARBON INTENSITY INDICATORS AND THE CALCULATION METHODS (CII GUIDELINES, G1)
- ANNEX 11 RESOLUTION MEPC.337(76) - 2021 GUIDELINES ON THE REFERENCE LINES FOR USE WITH OPERATIONAL CARBON INTENSITY INDICATORS (CII REFERENCE LINES GUIDELINES, G2)
- ANNEX 12 RESOLUTION MEPC.338(76) - 2021 GUIDELINES ON THE OPERATIONAL CARBON INTENSITY REDUCTION FACTORS RELATIVE TO REFERENCE LINES (CII REDUCTION FACTOR GUIDELINES, G3)
- ANNEX 13 RESOLUTION MEPC.339(76) - 2021 GUIDELINES ON THE OPERATIONAL CARBON INTENSITY RATING OF SHIPS (CII RATING GUIDELINES, G4)
- ANNEX 14 WORK PLAN FOR DEVELOPMENT OF MID- AND LONG-TERM MEASURES AS A FOLLOW-UP OF THE INITIAL IMO STRATEGY ON REDUCTION OF GHG EMISSIONS FROM SHIPS

- ANNEX 15 BIENNIAL AGENDA OF THE PPR SUB-COMMITTEE FOR THE 2022-2023 BIENNIUM
- ANNEX 16 PROVISIONAL AGENDA FOR PPR 9
- ANNEX 17 STATUS REPORT OF THE OUTPUTS OF MEPC FOR THE 2020-2021 BIENNIUM
- ANNEX 18 POST-BIENNIAL AGENDA OF MEPC
- ANNEX 19 ITEMS TO BE INCLUDED IN THE AGENDA OF MEPC 77
- ANNEX 20 STATEMENTS BY DELEGATIONS AND OBSERVERS

ANNEX 2

**RESOLUTION MEPC.329(76)
(adopted on 17 June 2021)**

**AMENDMENTS TO THE ANNEX OF THE INTERNATIONAL CONVENTION FOR THE
PREVENTION OF POLLUTION FROM SHIPS, 1973, AS MODIFIED BY THE
PROTOCOL OF 1978 RELATING THERETO**

Amendments to MARPOL Annex I

**(Prohibition on the use and carriage for use as fuel of heavy fuel oil
by ships in Arctic waters)**

THE MARINE ENVIRONMENT PROTECTION COMMITTEE,

RECALLING Article 38(a) of the Convention on the International Maritime Organization concerning the functions of the Marine Environment Protection Committee conferred upon it by international conventions for the prevention and control of marine pollution from ships,

RECALLING ALSO article 16 of the International Convention for the Prevention of Pollution from Ships, 1973, as modified by the Protocol of 1978 relating thereto (MARPOL), which specifies the amendment procedure and confers upon the appropriate body of the Organization the function of considering and adopting amendments thereto,

HAVING CONSIDERED, at its seventy-sixth session, proposed amendments to MARPOL Annex I concerning the prohibition on the use and carriage for use as fuel of heavy fuel oil by ships in Arctic waters, which were circulated in accordance with article 16(2)(a) of MARPOL,

1 ADOPTS, in accordance with article 16(2)(d) of MARPOL, amendments to MARPOL Annex I, the text of which is set out in the annex to the present resolution;

2 DETERMINES, in accordance with article 16(2)(f)(iii) of MARPOL, that the amendments shall be deemed to have been accepted on 1 May 2022 unless prior to that date not less than one third of the Parties or Parties the combined merchant fleets of which constitute not less than 50% of the gross tonnage of the world's merchant fleet have communicated to the Organization their objection to the amendments;

3 INVITES the Parties to note that, in accordance with article 16(2)(g)(ii) of MARPOL, the said amendments shall enter into force on 1 November 2022 upon their acceptance in accordance with paragraph 2 above;

4 REQUESTS the Secretary-General, for the purposes of article 16(2)(e) of MARPOL, to transmit certified copies of the present resolution and the text of the amendments contained in the annex to all Parties to MARPOL;

5 REQUESTS ALSO the Secretary-General to transmit copies of the present resolution and its annex to Members of the Organization which are not Parties to MARPOL.

ANNEX

AMENDMENTS TO MARPOL ANNEX I

(Prohibition on the use and carriage for use as fuel of heavy fuel oil by ships in Arctic waters)

1 The title of chapter 9 is amended as follows:

"Chapter 9 – Special requirements for the use or carriage of oils in polar waters"

2 A new regulation 43A is added in chapter 9 after existing regulation 43, as follows:

"Regulation 43A

Special requirements for the use and carriage of oils as fuel in Arctic waters

1 With the exception of ships engaged in securing the safety of ships or in search and rescue operations, and ships dedicated to oil spill preparedness and response, the use and carriage of oils listed in regulation 43.1.2 of this Annex as fuel by ships shall be prohibited in Arctic waters, as defined in regulation 46.2 of this Annex, on or after 1 July 2024.

2 Notwithstanding the provisions of paragraph 1 of this regulation, for ships to which regulation 12A of this Annex or regulation 1.2.1 of chapter 1 of part II-A of the Polar Code applies, the use and carriage of oils listed in regulation 43.1.2 of this Annex as fuel by those ships shall be prohibited in Arctic waters, as defined in regulation 46.2 of this Annex, on or after 1 July 2029.

3 When prior operations have included the use and carriage of oils listed in regulation 43.1.2 of this Annex as fuel, the cleaning or flushing of tanks or pipelines is not required.

4 Notwithstanding the provisions of paragraphs 1 and 2 of this regulation, the Administration of a Party to the present Convention the coastline of which borders on Arctic waters may temporarily waive the requirements of paragraph 1 of this regulation for ships flying the flag of that Party while operating in waters subject to the sovereignty or jurisdiction of that Party, taking into account the guidelines to be developed by the Organization. No waivers issued under this paragraph shall apply on or after 1 July 2029.

5 The Administration of a Party to the present Convention which allows application of paragraph 4 of this regulation shall communicate to the Organization for circulation to the Parties particulars of the waiver thereof, for their information and appropriate action, if any."

ANNEX 3

**RESOLUTION MEPC.330(76)
(adopted on 17 June 2021)**

**AMENDMENTS TO THE ANNEX OF THE INTERNATIONAL CONVENTION FOR THE
PREVENTION OF POLLUTION FROM SHIPS, 1973, AS MODIFIED BY THE
PROTOCOL OF 1978 RELATING THERETO**

Amendments to MARPOL Annexes I and IV

**(Exemption of unmanned non-self-propelled barges from certain survey and
certification requirements)**

THE MARINE ENVIRONMENT PROTECTION COMMITTEE,

RECALLING Article 38(a) of the Convention on the International Maritime Organization concerning the functions of the Marine Environment Protection Committee conferred upon it by international conventions for the prevention and control of marine pollution from ships,

RECALLING ALSO article 16 of the International Convention for the Prevention of Pollution from Ships, 1973, as modified by the Protocol of 1978 relating thereto (MARPOL), which specifies the amendment procedure and confers upon the appropriate body of the Organization the function of considering and adopting amendments thereto,

HAVING CONSIDERED, at its seventy-sixth session, proposed amendments to MARPOL Annexes I and IV concerning the exemption of unmanned non-self-propelled (UNSP) barges from survey and certification requirements, which were circulated in accordance with article 16(2)(a) of MARPOL,

1 ADOPTS, in accordance with article 16(2)(d) of MARPOL, amendments to MARPOL Annexes I and IV, the text of which is set out in the annex to the present resolution;

2 DETERMINES, in accordance with article 16(2)(f)(iii) of MARPOL, that the amendments shall be deemed to have been accepted on 1 May 2022 unless prior to that date not less than one third of the Parties or Parties the combined merchant fleets of which constitute not less than 50% of the gross tonnage of the world's merchant fleet have communicated to the Organization their objection to the amendments;

3 INVITES the Parties to note that, in accordance with article 16(2)(g)(ii) of MARPOL, the said amendments shall enter into force on 1 November 2022 upon their acceptance in accordance with paragraph 2 above;

4 REQUESTS the Secretary-General, for the purposes of article 16(2)(e) of MARPOL, to transmit certified copies of the present resolution and the text of the amendments contained in the annexes to all Parties to MARPOL;

5 REQUESTS ALSO the Secretary-General to transmit copies of the present resolution and its annexes to Members of the Organization which are not Parties to MARPOL.

ANNEX

AMENDMENTS TO MARPOL ANNEX I

(Exemption of UNSP barges from certain survey and certification requirements)

Regulation 1

Definitions

1 A new paragraph 40 is added as follows:

"40 *Unmanned non-self-propelled (UNSP) barge* means a barge that:

- .1 is not propelled by mechanical means;
- .2 carries no oil (as defined in regulation 1.1 of this Annex);
- .3 has no machinery fitted that may use oil or generate oil residue (sludge);
- .4 has no oil fuel tank, lubricating oil tank, oily bilge water holding tank and oil residue (sludge) tank; and
- .5 has neither persons nor living animals on board."

Regulation 3

Exemptions and waivers

2 Paragraph 2 is replaced by the following:

"2 Particulars of any such exemption, except those under paragraph 7 of this regulation, granted by the Administration shall be indicated in the Certificate referred to in regulation 7 of this Annex."

3 A new paragraph 7 is added as follows:

"7 The Administration may exempt a UNSP barge* from the requirements of regulations 6.1 and 7.1 of this Annex, by an International Oil Pollution Prevention Exemption Certificate for Unmanned Non-self-propelled Barges, for a period not exceeding five years provided that the UNSP barge has undergone a survey to confirm that the conditions referred to in regulations 1.40.1 to 1.40.5 of this Annex are met.

* Refer to the *Guidelines for exemption of unmanned non-self-propelled barges from certain survey and certification requirements under the MARPOL Convention* (MEPC.1/Circ.892)."

Regulation 8

Issue of endorsement of certificate by another Government

4 Paragraph 4 is replaced by the following:

"4 No International Oil Pollution Prevention Certificate or UNSP Exemption Certificate shall be issued to a ship which is entitled to fly the flag of a State which is not a Party."

Regulation 9

Form of certificate

5 The existing paragraph is numbered as paragraph 1 and a new paragraph 2 is added as follows:

"2 The International Oil Pollution Prevention Exemption Certificate for Unmanned Non-self-propelled Barges shall be drawn up in the form corresponding to the model given in appendix IV to this Annex and shall be at least in English, French or Spanish. If an official language of the issuing country is also used, this shall prevail in the event of a dispute or discrepancy."

6 A new appendix IV is added as follows:

"APPENDIX IV

Form of Exemption Certificate for UNSP Barges

**INTERNATIONAL OIL POLLUTION PREVENTION EXEMPTION CERTIFICATE FOR
UNMANNED NON-SELF-PROPELLED (UNSP) BARGES**

Issued under the provisions of the International Convention for the Prevention of Pollution from Ships, 1973, as modified by the Protocol of 1978, as amended, relating thereto (hereinafter referred to as "the Convention") under the authority of the Government of:

.....
(full designation of the country)

by
(full designation of the competent person or organization
authorized under the provisions of the Convention)

Particulars of ship*

Name of ship
Distinctive number or letters.....
Port of registry
Gross tonnage

THIS IS TO CERTIFY:

- 1 That the UNSP barge has been surveyed in accordance with regulation 3.7 of Annex I to the Convention;
- 2 That the survey shows that the UNSP barge:
 - .1 is not propelled by mechanical means;
 - .2 carries no oil (as defined in regulation 1.1 of Annex I to the Convention);
 - .3 has no machinery fitted that may use oil or generate oil residue (sludge);
 - .4 has no oil fuel tank, lubricating oil tank, oily bilge water holding tank and oil residue (sludge) tank; and
 - .5 has neither persons nor living animals on board; and
- 3 That the UNSP barge is exempted, under regulation 3.7 of Annex I to the Convention, from the certification and related survey requirements of regulations 6.1 and 7.1 of Annex I to the Convention.

This certificate is valid until (dd/mm/yyyy).....

subject to the exemption conditions being maintained.

Completion date of the survey on which this certificate is based (dd/mm/yyyy).....

* Alternatively, the particulars of the ship may be placed horizontally in boxes.

Issued at
(place of issue of certificate)

.....
(date of issue) (dd/mm/yyyy)

.....
*(signature of duly authorized
official issuing the certificate)*

(seal or stamp of the authority, as appropriate)"

AMENDMENTS TO MARPOL ANNEX IV

(Exemption of UNSP barges from certain survey and certification requirements)

Regulation 1

Definitions

1 A new paragraph 16 is added as follows:

"16 *Unmanned non-self-propelled (UNSP) barge* means a barge that:

- .1 is not propelled by mechanical means;
- .2 has neither persons nor living animals on board;
- .3 is not used for holding sewage during transport; and
- .4 has no arrangements that could produce sewage as defined in regulation 1.3 of this Annex."

Regulation 3

Exceptions

2 The title of the regulation is replaced by the following:

"Exceptions and exemptions"

3 A new paragraph 2 is added as follows:

"2 The Administration may exempt an unmanned non-self-propelled (UNSP) barge* from the requirements of regulations 4.1 and 5.1 of this Annex, by an International Sewage Pollution Prevention Exemption Certificate for Unmanned Non-self-propelled (UNSP) Barges, for a period not exceeding 5 years provided that the barge has undergone a survey to confirm that the conditions referred to in regulations 1.16.1 to 1.16.4 of this Annex are met."

* Refer to the *Guidelines for exemption of unmanned non-self-propelled barges from the survey and certification requirements under the MARPOL Convention* (MEPC.1/Circ.892).

Regulation 6

Issue of endorsement of a Certificate by another Government

4 Paragraph 4 is replaced by the following:

"4 No International Sewage Pollution Prevention Certificate or UNSP Exemption Certificate shall be issued to a ship which is entitled to fly the flag of a State which is not a Party."

Regulation 7

Form of Certificate

5 The existing paragraph is numbered as paragraph 1 and the reference to "appendix" is replaced by "appendix 1".

6 A new paragraph 2 is added as follows:

"2 The International Sewage Pollution Prevention Exemption Certificate for Unmanned Non-self-propelled (UNSP) Barges shall be drawn up in the form corresponding to the model given in appendix II to this Annex and shall be at least in English, French or Spanish. If an official language of the issuing country is also used, this shall prevail in the event of a dispute or discrepancy."

Appendices

7 The existing appendix is numbered as appendix I and a new appendix II is added as follows:

"APPENDIX II

Form of Exemption Certificate for UNSP Barges

INTERNATIONAL SEWAGE POLLUTION PREVENTION EXEMPTION CERTIFICATE FOR UNMANNED NON-SELF-PROPELLED (UNSP) BARGES

Issued under the provisions of the International Convention for the Prevention of Pollution from Ships, 1973, as modified by the Protocol of 1978, as amended, relating thereto (hereinafter referred to as "the Convention") under the authority of the Government of:

.....
(full designation of the country)

by
(full designation of the competent person or organization authorized under the provisions of the Convention)

Particulars of ship*

Name of ship
Distinctive number or letters
Port of registry
Gross tonnage

THIS IS TO CERTIFY:

1 That the unmanned non-self-propelled (UNSP) barge has been surveyed in accordance with regulation 3.2 of Annex IV to the Convention;

2 That the survey shows that the unmanned non-self-propelled (UNSP) barge:

- .1 is not propelled by mechanical means;
- .2 has neither persons nor living animals on board;
- .3 is not used for holding sewage during transport; and
- .4 has no arrangements that could produce sewage as defined in regulation 1.3 of Annex IV to the Convention; and

3 That the UNSP barge is exempted, under regulation 3.2 of Annex IV to the Convention, from the certification and related survey requirements of regulations 4.1 and 5.1 of Annex IV to the Convention.

This certificate is valid until *(dd/mm/yyyy)*.....

subject to the exemption conditions being maintained.

Completion date of the survey on which this certificate is based *(dd/mm/yyyy)*.....

Issued at
(place of issue of certificate)

* Alternatively, the particulars of the ship may be placed horizontally in boxes.

.....
(date of issue) (dd/mm/yyyy):

.....
*(signature of duly authorized
official issuing the certificate)*

(seal or stamp of the authority, as appropriate)"

ANNEX 4

**RESOLUTION MEPC.331(76)
(adopted on 17 June 2021)**

**AMENDMENTS TO THE INTERNATIONAL CONVENTION ON THE
CONTROL OF HARMFUL ANTI-FOULING SYSTEMS ON SHIPS, 2001**

Amendments to Annexes 1 and 4

(Controls on cybutryne and form of the International Anti-fouling System Certificate)

THE MARINE ENVIRONMENT PROTECTION COMMITTEE,

RECALLING Article 38(a) of the Convention on the International Maritime Organization concerning the functions of the Marine Environment Protection Committee conferred upon it by international conventions for the prevention and control of marine pollution from ships,

RECALLING ALSO article 16 of the International Convention on the Control of Harmful Anti-fouling Systems on Ships, 2001 (the AFS Convention), which specifies the amendment procedure and confers upon the Marine Environment Protection Committee of the Organization the function of considering amendments thereto for adoption by the Parties,

HAVING CONSIDERED, at its seventy-sixth session, proposed amendments to the AFS Convention regarding controls on cybutryne and the form of the International Anti-fouling System Certificate,

1 ADOPTS, in accordance with article 16(2)(c) of the AFS Convention, amendments to Annexes 1 and 4, the text of which is set out in the annex to the present resolution;

2 DETERMINES, in accordance with article 16(2)(e)(ii) of the AFS Convention, that the amendments shall be deemed to have been accepted on 1 July 2022 unless prior to that date more than one third of the Parties have notified the Secretary-General that they object to the amendments;

3 INVITES the Parties to note that, in accordance with articles 16(2)(f)(ii) and (iii) of the AFS Convention, the said amendments shall enter into force on 1 January 2023 upon their acceptance in accordance with paragraph 2 above;

4 INVITES ALSO the Parties to remind ships that fly their flag and that are confirmed to be affected by the amendments to Annex 1 to the AFS Convention adopted through the present resolution to make a timely request for a survey for the issuance of an International Anti-fouling System Certificate, in the amended model form adopted through the present resolution, using the procedure outlined in paragraphs 4 and 5.3 of the annex to resolution MEPC.195(61), as may be amended by the Organization, so that ships have a valid International Anti-fouling System Certificate on board not later than 24 months after the entry into force of the amendments to Annex 1 to the AFS Convention adopted through the present resolution;

5 INVITES FURTHER the Parties to issue new International Anti-fouling System Certificates, in the amended model form adopted through the present resolution, at the next anti-fouling system application, in the case of ships that are confirmed not to be affected by the amendments to Annex 1 to the AFS Convention adopted through the present resolution;

6 REQUESTS the Secretary-General, for the purposes of article 16(2)(d) of the AFS Convention, to transmit certified copies of the present resolution and the text of the amendments contained in the annex to all Parties to the AFS Convention;

7 REQUESTS ALSO the Secretary-General to transmit copies of the present resolution and its annex to Members of the Organization which are not Parties to the AFS Convention;

8 REQUESTS FURTHER the Secretary-General to prepare a consolidated certified text of the AFS Convention.

ANNEX

**AMENDMENTS TO THE INTERNATIONAL CONVENTION ON THE
CONTROL OF HARMFUL ANTI-FOULING SYSTEMS ON SHIPS, 2001**

**Annex 1
Controls on anti-fouling systems**

1 The following rows are added to the table in Annex 1 to the 2001 AFS Convention:
"

Anti-fouling system	Control measures	Application	Effective date
Cybutryne CAS No. 28159-98-0	Ships shall not apply or re-apply anti-fouling systems containing this substance	All ships	1 January 2023
Cybutryne CAS No. 28159-98-0	Ships bearing an anti-fouling system that contains this substance in the external coating layer of their hulls or external parts or surfaces on 1 January 2023 shall either: (1) remove the anti-fouling system; or (2) apply a coating that forms a barrier to this substance leaching from the underlying non-compliant anti-fouling system	All ships except: (1) fixed and floating platforms, FSUs, and FPSOs that have been constructed prior to 1 January 2023 and that have not been in dry-dock on or after 1 January 2023; (2) ships not engaged in international voyages; and (3) ships of less than 400 gross tonnage engaged in international voyages, if accepted by the coastal State(s)	At the next scheduled renewal of the anti-fouling system after 1 January 2023, but no later than 60 months following the last application to the ship of an anti-fouling system containing cybutryne

"

Annex 4**Surveys and certification requirements for anti-fouling systems**

2 Regulation 2(3) is replaced by the following:

"(3) For ships bearing an anti-fouling system controlled under Annex 1 that was applied before the date of entry into force of a control for such a system, the Administration shall issue a Certificate in accordance with paragraphs (1) and (2) of this regulation not later than two years after entry into force of that control. This paragraph shall not affect any requirement for ships to comply with Annex 1."

Appendix 1 to Annex 4**Model form of International Anti-fouling System Certificate**

3 The section of the model form of the International Anti-fouling System Certificate (appendix 1) listing the compliance options for controlled anti-fouling systems on the ship is replaced by the following:

"An anti-fouling system controlled under Annex 1 containing:

	Has not been applied during or after construction of this ship	Has been applied on this ship previously, but has been removed by	Has been applied on this ship previously, but has been covered with a sealer coat applied by	Has been applied on this ship previously, but is not in the external coating layer of the hull or external parts or surfaces on	Was applied on this ship prior to
Organotin compounds which act as biocides	<input type="checkbox"/> <i>(insert name of the facility)</i> on <i>(dd/mm/yyyy)</i> <input type="checkbox"/> <i>(insert name of the facility)</i> on <i>(dd/mm/yyyy)</i> <input type="checkbox"/>	Not applicable	Not applicable
Cybutryne	<input type="checkbox"/> <i>(insert name of the facility)</i> on <i>(dd/mm/yyyy)</i> <input type="checkbox"/> <i>(insert name of the facility)</i> on <i>(dd/mm/yyyy)</i> <input type="checkbox"/>	1 January 2023 <input type="checkbox"/>	1 January 2023, but must be removed or covered with a sealer coat prior to <i>(dd/mm/yyyy)</i> <input type="checkbox"/>

"

ANNEX 5

**RESOLUTION MEPC.332(76)
(adopted on 17 June 2021)**

**AMENDMENTS TO THE 2018 GUIDELINES ON THE METHOD OF CALCULATION OF
THE ATTAINED ENERGY EFFICIENCY DESIGN INDEX (EEDI) FOR NEW SHIPS
(RESOLUTION MEPC.308(73), AS AMENDED BY RESOLUTION MEPC.322(74))**

THE MARINE ENVIRONMENT PROTECTION COMMITTEE,

RECALLING article 38(a) of the Convention on the International Maritime Organization concerning the functions of the Marine Environment Protection Committee (the Committee) conferred upon it by international conventions for the prevention and control of marine pollution from ships,

RECALLING ALSO that, at its sixty-second session, it adopted, by resolution MEPC.203(62), *Amendments to the annex of the Protocol of 1997 to amend the International Convention for the Prevention of Pollution from Ships, 1973, as modified by the Protocol of 1978 relating thereto* (inclusion of regulations on energy efficiency for ships in MARPOL Annex VI),

NOTING that the aforementioned amendments to MARPOL Annex VI entered into force on 1 January 2013,

NOTING ALSO that regulation 22 (Attained Energy Efficiency Design Index (attained EEDI)) of MARPOL Annex VI, as amended, requires that the EEDI shall be calculated taking into account the guidelines developed by the Organization,

NOTING FURTHER the *2012 Guidelines on the method of calculation of the attained Energy Efficiency Design Index (EEDI) for new ships*, adopted at its sixty-third session by resolution MEPC.212(63), superseded by the *2014 Guidelines on the method of calculation of the attained Energy Efficiency Design Index (EEDI) for new ships* (resolution MEPC.245(66)), which were subsequently superseded by the *2018 Guidelines on the method of calculation of the attained Energy Efficiency Design Index (EEDI) for new ships* (resolution MEPC.308(73)),

NOTING that, at its seventy-fourth session, it adopted, by resolution MEPC.322(74), *Amendments to the 2018 Guidelines on the method of calculation of the attained Energy Efficiency Design Index (EEDI) for new ships*,

HAVING CONSIDERED, at its seventy-sixth session, proposed amendments to the *2018 Guidelines on the method of calculation of the attained Energy Efficiency Design Index (EEDI) for new ships* (resolution MEPC.308(73), as amended by resolution MEPC.322(74)),

1 ADOPTS amendments to the *2018 Guidelines on the method of calculation of the attained Energy Efficiency Design Index (EEDI) for new ships* (resolution MEPC.308(73), as amended by resolution MEPC.322(74)), as set out in the annex to the present resolution;

2 INVITES Administrations to take into account the aforementioned amendments when developing and enacting national laws which give force to, and implement provisions set forth in regulation 20 of MARPOL Annex VI, as amended;

3 REQUESTS the Parties to MARPOL Annex VI and other Member Governments to bring the amendments to the attention of shipowners, ship operators, shipbuilders, ship designers and any other interested parties;

4 AGREES to keep these Guidelines, as amended, under review, in light of experience gained with their implementation.

ANNEX

**AMENDMENTS TO THE 2018 GUIDELINES ON THE METHOD OF CALCULATION OF
THE ATTAINED ENERGY EFFICIENCY DESIGN INDEX (EEDI) FOR NEW SHIPS**

1 A new section 3 is added, as follows:

"3 Mandatory Reporting of Attained EEDI Values and Related Information

3.1 In accordance with regulation 22.3 of MARPOL Annex VI, for each ship subject to regulation 24, the Administration or any organization duly authorized by it shall report the required and attained EEDI values and relevant information taking into account these Guidelines via electronic communication.

3.2 Information to be reported are as follows:

- .1 applicable EEDI phase (e.g. Phase 1, Phase 2, etc.);
- .2 identification number (IMO Secretariat use only);
- .3 ship type;
- .4 common commercial size reference* (see Note (3) in appendix 5 to these Guidelines), if available;
- .5 DWT or GT (as appropriate);
- .6 year of delivery;
- .7 required EEDI value;
- .8 attained EEDI value;
- .9 dimensional parameters (length L_{pp} (m), breadth B_s (m), and draught (m));
- .10 V_{ref} (knots) and P_{ME} (kW);
- .11 use of innovative technologies (4th and 5th terms in the EEDI equation, if applicable);
- .12 short statement* describing the principal design elements or changes employed to achieve the attained EEDI (as appropriate), if available;
- .13 type of fuel used in the calculation of the attained EEDI, and for dual-fuel engines, the f_{DFgas} ratio; and
- .14 ice class designation (if applicable).

* Not subject to verification.

- 3.3 The information in paragraph 3.2 is not required to be reported for ships for which the required and attained EEDI values had been already reported to the Organization.
 - 3.4 A standardized reporting format for Mandatory Reporting of Attained EEDI Values and Related Information is presented in appendix 5."
- 2 A new appendix 5 is added, as follows:

"APPENDIX 5

STANDARD FORMAT TO SUBMIT EEDI INFORMATION TO BE INCLUDED IN THE EEDI DATABASE

IMO Number (1)	Type of ship (2)	Common commercial size (3)	Capacity (4)		Dimensional parameters			Year of delivery	Applicable phase	Required EEDI	Attained EEDI	Vref (knot) (9)	PME (kW) (10)	Type of fuel (11)	f _{DF} gas (12)	Ice class (13)	EEDI 4th term (Installation of innovative electrical technology)		EEDI 5th term (Installation of innovative mechanical technology)		Short statement as appropriate describing the principal design elements or changes employed to achieve the attained EEDI (15)	
			DWT	GT (5)	Lpp (m) (6)	Bs (m) (7)	Draught (m) (8)										Yes/No	Name, outline and means/ways of performance of technology (14)	Yes/No	Name, outline and means/ways of performance of technology (14)		

- Note:**
- (1) IMO number to be submitted for Secretariat use only.
 - (2) As defined in regulation 2 of MARPOL Annex VI.
 - (3) Common commercial size reference (TEU for containership, CEU (RT43) for ro-ro cargo ship (vehicle carrier), cubic meter for gas carrier and LNG carrier), if available, should be provided.
 - (4) The exact DWT or GT, as appropriate, should be provided. The Secretariat should round the DWT or GT data up to the nearest 500 when these data are subsequently provided to MEPC. (For containerships, 100% DWT should be provided while 70% of DWT should be used when calculating the EEDI value).
 - (5) GT should be provided for a cruise passenger ship having non-conventional propulsion as defined in regulations 2.2.11 and 2.2.19, respectively, of MARPOL Annex VI. Both DWT and GT should be provided for a ro-ro cargo ship (vehicle carrier) as defined in regulation 2.2.27 of MARPOL Annex VI.
 - (6) As defined in paragraph 2.2.13 of the *2018 Guidelines on the method of calculation of the attained Energy Efficiency Design Index (EEDI) for new ships* (resolution MEPC.308(73), as amended). The exact Lpp should be provided. The Secretariat will round the Lpp data up to the nearest 10 when these data are subsequently provided to MEPC.
 - (7) As defined in paragraph 2.2.16 of the *2018 Guidelines on the method of calculation of the attained Energy Efficiency Design Index (EEDI) for new ships* (resolution MEPC.308(73), as amended). The exact Bs should be provided. The Secretariat will round the Bs data up to the nearest 1 when these data are subsequently provided to MEPC.
 - (8) As defined in paragraph 2.2.15 of the *2018 Guidelines on the method of calculation of the attained Energy Efficiency Design Index (EEDI) for new ships* (resolution MEPC.308(73), as amended). The exact draught should be provided. The Secretariat will round the draught data up to the nearest 1 when these data are subsequently provided to MEPC.
 - (9) As defined in paragraph 2.2.2 of the *2018 Guidelines on the method of calculation of the attained Energy Efficiency Design Index (EEDI) for new ships* (resolution MEPC.308(73), as amended). The exact Vref should be provided. The Secretariat will round the Vref data up to the nearest 0.5 when these data are subsequently provided to MEPC.
 - (10) As defined in paragraph 2.2.5.1 of the *2018 Guidelines on the method of calculation of the attained Energy Efficiency Design Index (EEDI) for new ships* (resolution MEPC.308(73), as amended). The exact P_{ME} should be provided. The Secretariat will round the P_{ME} data up to the nearest 100 when these data are subsequently provided to MEPC.
 - (11) As defined in paragraph 2.2.1 of the *2018 Guidelines on the method of calculation of the attained Energy Efficiency Design Index (EEDI) for new ships* (resolution MEPC.308(73), as amended) or other (to be stated). In case of a ship equipped with a dual-fuel engine, type of "primary fuel" should be provided.
 - (12) As defined in paragraph 2.2.1 of the *2018 Guidelines on the method of calculation of the attained Energy Efficiency Design Index (EEDI) for new ships* (resolution MEPC.308 (73), as amended), if applicable.
 - (13) Ice class, which was used to calculate correction factors for ice-classed ships as defined in paragraphs 2.2.8.1 and 2.2.11.1 of the *2018 Guidelines on the method of calculation of the attained Energy Efficiency Design Index (EEDI) for new ships* (resolution MEPC.308(73), as amended), if applicable, should be provided.
 - (14) In the case that the innovative energy efficiency technologies are already included in the *2013 Guidance on treatment of innovative energy efficiency technologies for calculation and verification of the attained EEDI* (MEPC.1/Circ.815), the name of technology should be identified. Otherwise, name, outline and means/ways of performance of the technology should be identified.
 - (15) To assist the IMO in assessing relevant design trends, provide a short statement as appropriate, describing the principal design elements or changes employed to achieve the attained EEDI.

ANNEX 6

UNIFIED INTERPRETATION TO REGULATION 2.23 OF MARPOL ANNEX VI

(update to the unified interpretation provided in paragraphs 1.2.3 and 1.2.4 of the annex to MEPC.1/Circ.795/Rev.4)

1 Definition of "new ship"

Regulation 2
Definitions

Regulation 2.23 reads as follows:

"*New ship* means a ship:

- .1 for which the building contract is placed on or after 1 January 2013; or
- .2 in the absence of a building contract, the keel of which is laid or which is at a similar stage of construction on or after 1 July 2013; or
- .3 the delivery of which is on or after 1 July 2015."

Interpretation:

1.1 For the application of the definition "new ship" as specified in regulation 2.23 to each phase specified in table 1 of regulation 21, it should be interpreted as follows:

- .1 the date specified in regulation 2.23.1 should be replaced with the start date of each phase;
- .2 the date specified in regulation 2.23.2 should be replaced with the date six months after the start date of each phase; and
- .3 the date specified in regulation 2.23.3 should, for Phase 1, 2 and 3, be replaced with the date 48 months after the start date of each phase.

1.2 With the above interpretations, the required EEDI of each phase is applied to the following new ship which falls into one of the categories defined in regulations 2.25 to 2.31 and to which chapter 4 is applicable:

(.....)

- .3 the required EEDI of Phase 2 is applied to the following new ship:
 - .1 for ship types where Phase 2 ends on 31 March 2022*:
 - .1 the building contract of which is placed in Phase 2, and the delivery is before 1 April 2026; or

* Unified Interpretation is applicable when resolution MEPC.324(75) enters into force on 1 April 2022.

.2 the building contract of which is placed before Phase 2, and the delivery is on or after 1 January 2024 and before 1 April 2026; or

in the absence of a building contract:

.3 the keel of which is laid or which is at a similar stage of construction on or after 1 July 2020 and before 1 October 2022, and the delivery is before 1 April 2026; or

.4 the keel of which is laid or which is at a similar stage of construction before 1 July 2020, and the delivery is on or after 1 January 2024 and before 1 April 2026.

.2 for ship types where Phase 2 ends on 31 December 2024:

.1 the building contract of which is placed in Phase 2, and the delivery is before 1 January 2029; or

.2 the building contract of which is placed before Phase 2, and the delivery is on or after 1 January 2024 and before 1 January 2029; or

in the absence of a building contract:

.3 the keel of which is laid or which is at a similar stage of construction on or after 1 July 2020 and before 1 July 2025, and the delivery is before 1 January 2029; or

.4 the keel of which is laid or which is at a similar stage of construction before 1 July 2020, and the delivery is on or after 1 January 2024 and before 1 January 2029.

.4 the required EEDI of Phase 3 is applied to the following new ship:

.1 for ship types where Phase 3 commences with 1 April 2022 and onwards:

.1 the building contract of which is placed in Phase 3; or

.2 the building contract of which is placed before Phase 3, and the delivery is on or after 1 April 2026; or

in the absence of a building contract:

.3 the keel of which is laid or which is at a similar stage of construction on or after 1 October 2022; or

.4 the keel of which is laid or which is at a similar stage of construction before 1 October 2022 and the delivery of which is on or after 1 April 2026.

.2 for ship types where Phase 3 commences with 1 January 2025 and onwards:

- .1 the building contract of which is placed in Phase 3; or
- .2 the building contract of which is placed before Phase 3, and the delivery is on or after 1 January 2029; or

in the absence of a building contract:

- .3 the keel of which is laid or which is at a similar stage of construction on or after 1 July 2025; or
- .4 the keel of which is laid or which is at a similar stage of construction before 1 July 2025 and the delivery of which is on or after 1 January 2029.

(.....)

ANNEX 7

**RESOLUTION MEPC.333(76)
(adopted on 17 June 2021)**

**2021 GUIDELINES ON THE METHOD OF CALCULATION OF THE ATTAINED
ENERGY EFFICIENCY EXISTING SHIP INDEX (EEXI)**

THE MARINE ENVIRONMENT PROTECTION COMMITTEE,

RECALLING Article 38(a) of the Convention on the International Maritime Organization concerning the functions of the Marine Environment Protection Committee conferred upon it by international conventions for the prevention and control of marine pollution from ships,

NOTING that it adopted, by resolution MEPC.328(76), the 2021 revised MARPOL Annex VI, which is expected to enter into force on 1 November 2022 upon its deemed acceptance on 1 May 2022,

NOTING IN PARTICULAR that the 2021 revised MARPOL Annex VI contains amendments concerning mandatory goal-based technical and operational measures to reduce carbon intensity of international shipping,

NOTING FURTHER that regulation 23 of MARPOL Annex VI requires that the attained EEXI shall be calculated taking into account the guidelines developed by the Organization,

RECOGNIZING that the aforementioned amendments to MARPOL Annex VI require relevant guidelines for uniform and effective implementation of the regulations and to provide sufficient lead time for industry to prepare,

HAVING CONSIDERED, at its seventy-sixth session, draft *2021 Guidelines on the method of calculation of the attained Energy Efficiency Existing Ship Index (EEXI)*,

1 ADOPTS the *2021 Guidelines on the method of calculation of the attained Energy Efficiency Existing Ship Index (EEXI)*, as set out in the annex to the present resolution;

2 INVITES Administrations to take the annexed Guidelines into account when developing and enacting national laws which give force to and implement requirements set forth in regulation 23 of MARPOL Annex VI;

3 REQUESTS the Parties to MARPOL Annex VI and other Member Governments to bring the annexed Guidelines to the attention of masters, seafarers, shipowners, ship operators and any other interested parties;

4 AGREES to keep the Guidelines under review in light of experience gained with their implementation and in light of the review of EEXI regulations to be completed by the Organization by 1 January 2026 as identified in regulation 25.3 of MARPOL Annex VI.

ANNEX

2021 GUIDELINES ON THE METHOD OF CALCULATION OF THE ATTAINED ENERGY EFFICIENCY EXISTING SHIP INDEX (EEXI)

CONTENTS

- 1 Definitions
- 2 Energy Efficiency Existing Ship Index (EEXI)
 - 2.1 EEXI formula
 - 2.2 Parameters
 - 2.2.1 $P_{ME(i)}$; Power of main engines
 - 2.2.2 $P_{AE(i)}$; Power of auxiliary engines
 - 2.2.3 V_{ref} ; Ship speed
 - 2.2.4 SFC ; Certified specific fuel consumption
 - 2.2.5 C_F ; Conversion factor between fuel consumption and CO₂ emission
 - 2.2.6 Correction factor for ro-ro cargo and ro-ro passenger ships (f_{jRoRo})
 - 2.2.7 Correction factor for ro-ro cargo ships (vehicle carrier) ($f_{cVEHICLE}$)
- APPENDIX Parameters to calculate $V_{ref,app}$

1 Definitions

1.1 *MARPOL* means the International Convention for the Prevention of Pollution from Ships, 1973, as modified by the Protocols of 1978 and 1997 relating thereto, as amended.

1.2 For the purpose of these Guidelines, the definitions in *MARPOL* Annex VI, as amended, apply.

2 Energy Efficiency Existing Ship Index (EEXI)

2.1 EEXI formula

The attained Energy Efficiency Existing Ship Index (EEXI) is a measure of ship's energy efficiency (g/t*nm) and calculated by the following formula:

$$\frac{\left(\prod_{j=1}^n f_j \right) \left(\sum_{i=1}^{nME} P_{ME(i)} \cdot C_{FME(i)} \cdot SFC_{ME(i)} \right) + (P_{AE} \cdot C_{FAE} \cdot SFC_{AE}^*) + \left(\left(\prod_{j=1}^n f_j \cdot \sum_{i=1}^{nPTI} P_{PTI(i)} - \sum_{i=1}^{neff} f_{eff(i)} \cdot P_{AEff(i)} \right) C_{FAE} \cdot SFC_{AE} \right) - \left(\sum_{i=1}^{neff} f_{eff(i)} \cdot P_{eff(i)} \cdot C_{FME} \cdot SFC_{ME}^{**} \right)}{f_i \cdot f_c \cdot f_i \cdot Capacity \cdot f_w \cdot V_{ref} \cdot f_m}$$

* If part of the Normal Maximum Sea Load is provided by shaft generators, SFC_{ME} and C_{FME} may – for that part of the power – be used instead of SFC_{AE} and C_{FAE}

** In case of $P_{PTI(i)} > 0$, the average weighted value of $(SFC_{ME} \cdot C_{FME})$ and $(SFC_{AE} \cdot C_{FAE})$ to be used for calculation of P_{eff}

Note: This formula may not be applicable to a ship having diesel-electric propulsion, turbine propulsion or hybrid propulsion system, except for cruise passenger ships and LNG carriers.

Ships falling into the scope of EEDI requirement can use their attained EEDI calculated in accordance with the *2018 Guidelines on the method of calculation of the attained EEDI for new ships* (resolution MEPC.308(73), as amended, the "EEDI Calculation Guidelines" hereafter) as the attained EEXI if the value of the attained EEDI is equal to or less than that of the required EEXI.

2.2 Parameters

For calculation of the attained EEXI by the formula in paragraph 2.1, parameters under the EEDI Calculation Guidelines apply, unless expressly provided otherwise. In referring to the aforementioned guidelines, the terminology "EEDI" should be read as "EEXI".

2.2.1 $P_{ME(i)}$; Power of main engines

In cases where overridable Shaft / Engine Power Limitation is installed in accordance with the *2021 Guidelines on the shaft / engine power limit to comply with the EEXI requirements and use of a power reserve* (resolution MEPC.335(76)), $P_{ME(i)}$ is 83% of the limited installed power (MCR_{lim}) or 75% of the original installed power (MCR), whichever is lower, for each main engine (i). In cases where the overridable Shaft / Engine Power Limitation and shaft generator(s) are installed, in referring to paragraph 2.2.5.2 (option 1) of the EEDI Calculation Guidelines, " MCR_{ME} " should be read as " MCR_{lim} ".

For LNG carriers having steam turbine or diesel electric propulsion, $P_{ME(i)}$ is 83% of the limited installed power (MCR_{lim} , MPP_{lim}), divided by the electrical efficiency in case of diesel electric propulsion system, for each main engine (i). For LNG carriers, the power from combustion of

the excessive natural boil-off gas in the engines or boilers to avoid releasing to the atmosphere or unnecessary thermal oxidation should be deducted from $P_{ME(i)}$ with the approval of the verifier.

2.2.2 $P_{AE(i)}$; Power of auxiliary engines

2.2.2.1 $P_{AE(i)}$ is calculated in accordance with paragraph 2.2.5.6 of the EEDI Calculation Guidelines.

2.2.2.2 For ships where power of auxiliary engines (P_{AE}) value calculated by paragraphs 2.2.5.6.1 to 2.2.5.6.3 of the EEDI Calculation Guidelines is significantly different from the total power used at normal seagoing, e.g. in cases of passenger ships, the P_{AE} value should be estimated by the consumed electric power (excluding propulsion) in conditions when the ship is engaged in a voyage at reference speed (V_{ref}) as given in the electric power table, divided by the average efficiency of the generator(s) weighted by power (see appendix 2 of the EEDI Calculation Guidelines).

2.2.2.3 In cases where the electric power table is not available, the P_{AE} value may be approximated either by:

- .1 annual average figure of P_{AE} at sea from onboard monitoring obtained prior to the EEXI certification;
- .2 for cruise passenger ships, approximated value of power of auxiliary engines ($P_{AE,app}$), as defined below:

$$P_{AE,app} = 0.1193 \times GT + 1814.4 \quad [\text{kW}]$$

- .3 for ro-ro passenger ships, approximated value of power of auxiliary engines ($P_{AE,app}$), as defined below:

$$P_{AE,app} = 0.866 \times GT^{0.732} \quad [\text{kW}]$$

2.2.3 V_{ref} ; Ship speed

2.2.3.1 For ships falling into the scope of the EEDI requirement, the ship speed V_{ref} should be obtained from an approved speed-power curve as defined in the *2014 Guidelines on survey and certification of the Energy Efficiency Design Index (EEDI)*, as amended (resolution MEPC.254(67), as amended).

2.2.3.2 For ships not falling into the scope of the EEDI requirement, the ship speed V_{ref} should be obtained from an estimated speed-power curve as defined in the *2021 Guidelines on survey and certification of the attained EEXI* (resolution MEPC.334(76)).

2.2.3.3 For ships not falling into the scope of the EEDI requirement but whose sea trial results, which may have been calibrated by the tank test, under the EEDI draught and the sea condition as specified in paragraph 2.2.2 of the EEDI Calculation Guidelines are included in the sea trial report, the ship speed V_{ref} may be obtained from the sea trial report:

$$V_{ref} = V_{S,EEDI} \times \left[\frac{P_{ME}}{P_{S,EEDI}} \right]^{\frac{1}{3}} \quad [\text{knot}]$$

where,

$V_{S,EEDI}$, is the sea trial service speed under the EEDI draught; and

$P_{S,EEDI}$ is power of the main engine corresponding to $V_{S,EEDI}$.

2.2.3.4 For containerships, bulk carriers or tankers not falling into the scope of the EEDI requirement but whose sea trial results, which may have been calibrated by the tank test, under the design load draught and sea condition as specified in paragraph 2.2.2 of the EEDI Calculation Guidelines are included in the sea trial report, the ship speed V_{ref} may be obtained from the sea trial report:

$$V_{ref} = k^{\frac{1}{3}} \times \left(\frac{DWT_{S,service}}{Capacity} \right)^{\frac{2}{9}} \times V_{S,service} \times \left[\frac{P_{ME}}{P_{S,service}} \right]^{\frac{1}{3}} \quad [\text{knot}]$$

where,

$V_{S,service}$ is the sea trial service speed under the design load draught;

$DWT_{S,service}$ is the deadweight under the design load draught;

$P_{S,service}$ is the power of the main engine corresponding to $V_{S,service}$;

k is the scale coefficient, which should be:

- .1 0.95 for containerships with 120,000 DWT or less;
- .2 0.93 for containerships with more than 120,000 DWT;
- .3 0.97 for bulk carrier with 200,000 DWT or less;
- .4 1.00 for bulk carrier with more than 200,000 DWT;
- .5 0.97 for tanker with 100,000 DWT or less; and
- .6 1.00 for tanker with more than 100,000 DWT.

2.2.3.5 In cases where the speed-power curve is not available or the sea trial report does not contain the EEDI or design load draught condition, the ship speed V_{ref} can be approximated by $V_{ref,app}$ to be obtained from statistical mean of distribution of ship speed and engine power, as defined below:

$$V_{ref,app} = (V_{ref,avg} - m_V) \times \left[\frac{\sum P_{ME}}{0.75 \times MCR_{avg}} \right]^{\frac{1}{3}} \quad [\text{knot}]$$

For LNG carriers having diesel electric propulsion system and cruise passenger ship having non-conventional propulsion,

$$V_{ref,app} = (V_{ref,avg} - m_V) \times \left[\frac{\sum MPP_{Motor}}{MPP_{avg}} \right]^{\frac{1}{3}} \quad [\text{knot}]$$

where,

$V_{ref,avg}$ is a statistical mean of distribution of ship speed in given ship type and ship size, to be calculated as follows:

$$V_{ref,avg} = A \times B^C$$

where

A, B and C are the parameters given in the appendix;

m_V is a performance margin of a ship, which should be 5% of $V_{ref,avg}$ or one knot, whichever is lower; and

MCR_{avg} is a statistical mean of distribution of MCRs for main engines and MPP_{avg} is a statistical mean of distribution of MPPs for motors in given ship type and ship size, to be calculated as follows:

$$MCR_{avg} \text{ or } MPP_{avg} = D \times E^F$$

where

D, E and F are the parameters given in the appendix;

In cases where the overridable Shaft / Engine Power Limitation is installed, the ship speed V_{ref} approximated by $V_{ref,app}$ should be calculated as follows:

$$V_{ref,app} = (V_{ref,avg} - m_V) \times \left[\frac{\sum P_{ME}}{0.75 \times MCR_{avg}} \right]^{\frac{1}{3}} \quad [\text{knot}]$$

For LNG carriers having diesel electric propulsion system and cruise passenger ship having non-conventional propulsion, the ship speed V_{ref} approximated by $V_{ref,app}$ should be calculated as follows:

$$V_{ref,app} = (V_{ref,avg} - m_V) \times \left[\frac{\sum MPP_{lim}}{MPP_{avg}} \right]^{\frac{1}{3}}$$

2.2.3.6 Notwithstanding the above, in cases where the energy saving device* is installed, the effect of the device may be reflected in the ship speed V_{ref} with the approval of the verifier, based on the following methods in accordance with defined quality and technical standards:

- .1 sea trials after installation of the device; and/or
- .2 dedicated model tests; and/or
- .3 numerical calculations.

* Devices that shift the power curve, which results in the change of P_P and V_{ref} , as specified in MEPC.1/Circ.815 on 2013 Guidance on treatment of innovative energy efficiency technologies for calculation and verification of the attained EEDI.

2.2.4 SFC; Certified specific fuel consumption

In cases where overridable Shaft / Engine Power Limitation is installed, the *SFC* corresponding to the P_{ME} should be interpolated by using *SFCs* listed in an applicable test report included in an approved NO_x Technical File of the main engine as defined in paragraph 1.3.15 of the NO_x Technical Code.

Notwithstanding the above, the *SFC* specified by the manufacturer or confirmed by the verifier may be used.

For those engines which do not have a test report included in the NO_x Technical File and which do not have the *SFC* specified by the manufacturer or confirmed by the verifier, the *SFC* can be approximated by SFC_{app} defined as follows:

$$SFC_{ME,app} = 190 [g/kWh]$$

$$SFC_{AE,app} = 215 [g/kWh]$$

2.2.5 C_F; Conversion factor between fuel consumption and CO₂ emission

For those engines which do not have a test report included in the NO_x Technical File and which do not have the *SFC* specified by the manufacturer, the C_F corresponding to SFC_{app} should be defined as follows:

$$C_F = 3.114 [t \cdot CO_2/t \cdot Fuel] \text{ for diesel ships (incl. HFO use in practice)}$$

Otherwise, paragraph 2.2.1 of the EEDI Calculation Guidelines applies.

2.2.6 Correction factor for ro-ro cargo and ro-ro passenger ships (f_{jRoRo})

For ro-ro cargo and ro-ro passenger ships, f_{jRoRo} is calculated as follows:

$$f_{jRoRo} = \frac{1}{F_{nL}^\alpha \cdot \left(\frac{L_{pp}}{B_S}\right)^\beta \cdot \left(\frac{B_S}{d_S}\right)^\gamma \cdot \left(\frac{L_{pp}}{V^{1/3}}\right)^\delta} \quad ; \text{ if } f_{jRoRo} > 1 \text{ then } f_j = 1$$

where the Froude number, F_{nL} , is defined as:

$$F_{nL} = \frac{0.5144 \cdot V_{ref,F}}{\sqrt{L_{pp} \cdot g}}$$

where $V_{ref,F}$ is the ship design speed corresponding to 75% of MCR_{ME} :

and the exponents α , β , γ and δ are defined as follows:

Ship type	Exponent:			
	α	β	γ	δ
Ro-ro cargo ship	2.00	0.50	0.75	1.00
Ro-ro passenger ship	2.50	0.75	0.75	1.00

2.2.7 Cubic capacity correction factor for ro-ro cargo ships (vehicle carrier) ($f_{cVEHICLE}$)

For ro-ro cargo ships (vehicle carrier) having a DWT/GT ratio of less than 0.35, the following cubic capacity correction factor, $f_{cVEHICLE}$, should apply:

$$f_{cVEHICLE} = \left(\frac{(DWT/GT)}{0.35} \right)^{-0,8}$$

Where DWT is the capacity and GT is the gross tonnage in accordance with the International Convention of Tonnage Measurement of Ships 1969, annex I, regulation 3.

APPENDIX

Parameters to calculate $V_{ref,avg}$

Ship type	A	B	C
Bulk carrier	10.6585	DWT of the ship	0.02706
Gas carrier	7.4462	DWT of the ship	0.07604
Tanker	8.1358	DWT of the ship	0.05383
Containership	3.2395	DWT of the ship where DWT ≤ 80,000 80,000 where DWT > 80,000	0.18294
General cargo ship	2.4538	DWT of the ship	0.18832
Refrigerated cargo carrier	1.0600	DWT of the ship	0.31518
Combination carrier	8.1391	DWT of the ship	0.05378
LNG carrier	11.0536	DWT of the ship	0.05030
Ro-ro cargo ship (vehicle carrier)	16.6773	DWT of the ship	0.01802
Ro-ro cargo ship	8.0793	DWT of the ship	0.09123
Ro-ro passenger ship	4.1140	DWT of the ship	0.19863
Cruise passenger ship having non-conventional propulsion	5.1240	GT of the ship	0.12714

Parameters to calculate MCR_{avg} or MPP_{avg} (= D x E^F)

Ship type	D	E	F
Bulk carrier	23.7510	DWT of the ship	0.54087
Gas carrier	21.4704	DWT of the ship	0.59522
Tanker	22.8415	DWT of the ship	0.55826
Containership	0.5042	DWT of the ship where DWT ≤ 95,000 95,000 where DWT > 95,000	1.03046
General cargo ship	0.8816	DWT of the ship	0.92050
Refrigerated cargo carrier	0.0272	DWT of the ship	1.38634
Combination carrier	22.8536	DWT of the ship	0.55820
LNG carrier	20.7096	DWT of the ship	0.63477
Ro-ro cargo ship (vehicle carrier)	262.7693	DWT of the ship	0.39973
Ro-ro cargo ship	37.7708	DWT of the ship	0.63450
Ro-ro passenger ship	9.1338	DWT of the ship	0.91116
Cruise passenger ship having non-conventional propulsion	1.3550	GT of the ship	0.88664

Calculation of parameters to calculate $V_{ref,avg}$ and MCR_{avg}

Data sources

1 IHS Fairplay (IHSF) database with the following conditions are used.

Ship type	Ship size	Delivered period	Type of propulsion systems	Population
Bulk carrier	≥ 10,000 DWT	From 1 January 1999 to 1 January 2009	Conventional	2,433
Gas carrier	≥ 2,000 DWT		Conventional	292
Tanker	≥ 4,000 DWT		Conventional	3,345
Containership	≥ 10,000 DWT		Conventional	2,185
General cargo ship	≥ 3,000 DWT		Conventional	1,673
Refrigerated cargo carrier	≥ 3,000 DWT		Conventional	53
Combination carrier	≥ 4,000 DWT		Conventional	3,351
LNG carrier	≥ 10,000 DWT		Conventional, Non-conventional	185
Ro-ro cargo ship (vehicle carrier)	≥ 10,000 DWT		Conventional	301
Ro-ro cargo ship	≥ 1,000 DWT		From 1 January 1998 to 31 December 2010	Conventional
Ro-ro passenger ship	≥ 250 DWT	Conventional		350
Cruise passenger ship having non-conventional propulsion	≥ 25,000 GT	From 1 January 1999 to 1 January 2009	Non-conventional	93

2 Data sets with blank/zero "Service speed", "Capacity" and/or Total kW of M/E" are removed.

3 Ship type is in accordance with table 1 and table 2 of resolution MEPC.231(65) on 2013 Guidelines for calculation of reference lines for use with the Energy Efficiency Design Index (EEDI). However, "Gas carrier" does not include "LNG carrier". Parameters for "LNG carrier" are given separately.

ANNEX 8

**RESOLUTION MEPC.334(76)
(adopted on 17 June 2021)**

**2021 GUIDELINES ON SURVEY AND CERTIFICATION OF THE ATTAINED ENERGY
EFFICIENCY EXISTING SHIP INDEX (EEXI)**

THE MARINE ENVIRONMENT PROTECTION COMMITTEE,

RECALLING Article 38(a) of the Convention on the International Maritime Organization concerning the functions of the Marine Environment Protection Committee conferred upon it by international conventions for the prevention and control of marine pollution from ships,

NOTING that it adopted, by resolution MEPC.328(76), the 2021 revised MARPOL Annex VI, which is expected to enter into force on 1 November 2022 upon its deemed acceptance on 1 May 2022,

NOTING IN PARTICULAR that the 2021 revised MARPOL Annex VI contains amendments concerning mandatory goal-based technical and operational measures to reduce carbon intensity of international shipping,

NOTING FURTHER that regulation 5 (Surveys) of MARPOL Annex VI, as amended, requires that ships to which chapter 4 applies shall also be subject to survey and certification taking into account guidelines developed by the Organization,

RECOGNIZING that the aforementioned amendments to MARPOL Annex VI require relevant guidelines for uniform and effective implementation of the regulations and to provide sufficient lead time for industry to prepare,

HAVING CONSIDERED, at its seventy-sixth session, draft *2021 Guidelines on survey and certification of the Energy Efficiency Existing Ship Index (EEXI)*,

- 1 ADOPTS the *2021 Guidelines on survey and certification of the Energy Efficiency Existing Ship Index (EEXI)*, as set out in the annex to the present resolution;
- 2 INVITES Administrations to take the annexed Guidelines into account when developing and enacting national laws which give force to and implement requirements set forth in regulation 5 of MARPOL Annex VI;
- 3 REQUESTS the Parties to MARPOL Annex VI and other Member Governments to bring the annexed Guidelines to the attention of masters, seafarers, shipowners, ship operators and any other interested parties;
- 4 AGREES to keep the Guidelines under review in light of experience gained with their implementation and in light of the review of EEXI regulations to be completed by the Organization by 1 January 2026 as identified in regulation 25.3 of MARPOL Annex VI.

ANNEX

**2021 GUIDELINES ON SURVEY AND CERTIFICATION OF THE ATTAINED ENERGY
EFFICIENCY EXISTING SHIP INDEX (EEXI)**

Table of contents

1	GENERAL
2	DEFINITIONS
3	APPLICATION
4	PROCEDURES FOR SURVEY AND CERTIFICATION
4.1	General
4.2	Verification of the attained EEXI
4.3	Verification of the attained EEXI in case of major conversion
APPENDIX	Sample of EEXI Technical File

1 GENERAL

The purpose of these guidelines is to assist verifiers of the Energy Efficiency Existing Ship Index (EEXI) of ships in conducting the survey and certification of the EEXI, in accordance with regulations 5, 6, 7, 8 and 9 of MARPOL Annex VI, and assist shipowners, shipbuilders, manufacturers and other interested parties in understanding the procedures for the survey and certification of the EEXI.

2 DEFINITIONS¹

2.1 *Verifier* means an Administration, or organization duly authorized by it, which conducts the survey and certification of the EEXI in accordance with regulations 5, 6, 7, 8 and 9 of MARPOL Annex VI and these Guidelines.

2.2 *Ship of the same type* means a ship the hull form (expressed in the lines such as sheer plan and body plan), excluding additional hull features such as fins, and principal particulars of which are identical to that of the base ship.

2.3 *Tank test* means model towing tests, model self-propulsion tests and model propeller open water tests. Numerical calculations may be accepted as equivalent to model propeller open water tests or used to complement the tank tests conducted (e.g. to evaluate the effect of additional hull features such as fins, etc. on ships' performance), or as a replacement for model tests provided that the methodology and numerical model used have been validated/calibrated against parent hull sea trials and/or model tests, with the approval of the verifier.

2.4 *MARPOL* means the International Convention for the Prevention of Pollution from Ships, 1973, as modified by the Protocols of 1978 and 1997 relating thereto, as amended.

2.5 For the purpose of these Guidelines, the definitions in MARPOL Annex VI, as amended, apply.

3 APPLICATION

These Guidelines should be applied to ships for which an application for a survey for verification of the ship's EEXI specified in regulation 5 of MARPOL Annex VI has been submitted to a verifier.

4 PROCEDURES FOR SURVEY AND CERTIFICATION

4.1 General

4.1.1 The attained EEXI should be calculated in accordance with regulation 23 of MARPOL Annex VI and the *2021 Guidelines on the method of calculation of the attained Energy Efficiency Existing Ship Index (EEXI)* (resolution MEPC.333(76)) (EEXI Calculation Guidelines).

4.1.2 The 2013 Guidance on treatment of innovative energy efficiency technologies for calculation and verification of the attained EEDI (MEPC.1/Circ.815) should be applied for calculation of the attained EEXI, if applicable.

¹ Other terms used in these Guidelines have the same meaning as those defined in the *2018 Guidelines on the method of calculation of the attained EEDI for new ships* (resolution MEPC.308(73), as amended) and the *2021 Guidelines on the method of calculation of the attained EEXI* (resolution MEPC.333(76)).

4.1.3 The information used in the verification process may contain confidential information of submitters, including shipyards, which requires Intellectual Property Rights (IPR) protection. In the case where the submitter wants a non-disclosure agreement with the verifier, the additional information should be provided to the verifier upon mutually agreed terms and conditions.

4.2 Verification of the attained EEXI

4.2.1 For verification of the attained EEXI, an application for a survey and an EEXI Technical File containing the necessary information for the verification and other relevant background documents should be submitted to a verifier, unless the attained EEDI of the ship satisfies the required EEXI.

4.2.2 The EEXI Technical File should be written at least in English. The EEXI Technical File should include, but not be limited to:

- .1 deadweight (DWT) or gross tonnage (GT) for ro-ro passenger ship and cruise passenger ship having non-conventional propulsion;
- .2 the rated installed power (MCR) of the main and auxiliary engines;
- .3 the limited installed power (MCR_{lim}) in cases where the overridable Shaft / Engine Power Limitation system is installed;
- .4 the ship speed (V_{ref});
- .5 the approximate ship speed ($V_{ref,app}$) for pre-EEDI ships in cases where the speed-power curve is not available, as specified in paragraph 2.2.3.5 of the EEXI Calculation Guidelines;
- .6 an approved speed-power curve under the EEDI condition as specified in paragraph 2.2 of the EEDI Calculation Guidelines, which is described in the EEDI Technical File, in cases where regulation 22 of MARPOL Annex VI (Attained EEDI) is applied;
- .7 an estimated speed-power curve under the EEDI condition, or under a different load draught to be calibrated to the EEDI condition, obtained from tank test and/or numerical calculations, if available;
- .8 estimation process and methodology of the power curves, as necessary, including documentation on consistency with the defined quality standards (e.g. ITTC 7.5-03-01-02 and ITTC 7.5-03-01-04 in their latest revisions) and the verification of the numerical set-up with parent hull or the reference set of comparable ships in case of using numerical calculations;
- .9 a sea trial report including sea trial results, which may have been calibrated by the tank test, under the sea condition as specified in paragraph 2.2.2 of the EEDI Calculation Guidelines, if available;
- .10 calculation process of $V_{ref,app}$ for pre-EEDI ships in cases where the speed-power curve is not available, as specified in paragraph 2.2.3.5 of the EEXI Calculation Guidelines;
- .11 type of fuel;

- .12 the specific fuel consumption (*SFC*) of the main and auxiliary engines, as specified in paragraph 2.2.3 of the EEXI Calculation Guidelines;
- .13 the electric power table² for certain ship types, as necessary, as defined in the EEDI Calculation Guidelines;
- .14 the documented record of annual average figure of the auxiliary engine load at sea obtained prior to the date of application for a survey for verification of the ship's EEXI, as specified in paragraph 2.2.2.3 of the EEXI Calculation Guidelines, if applicable;
- .15 calculation process of $P_{AE,app}$, as specified in paragraph 2.2.2.3 of the EEXI Calculation Guidelines, if applicable;
- .16 principal particulars, ship type and the relevant information to classify the ship as such a ship type, classification notations and an overview of the propulsion system and electricity supply system on board;
- .17 description of energy saving equipment, if available;
- .18 calculated value of the attained EEXI, including the calculation summary, which should contain, at a minimum, each value of the calculation parameters and the calculation process used to determine the attained EEXI; and
- .19 for LNG carriers:
 - .1 type and outline of propulsion systems (such as direct drive diesel, diesel electric, steam turbine);
 - .2 LNG cargo tank capacity in m³ and BOR as defined in paragraph 2.2.5.6.3 of the EEDI Calculation Guidelines;
 - .3 shaft power of the propeller shaft after transmission gear at 100% of the rated output of motor (MPP_{Motor}) and $\eta_{(i)}$ for diesel electric;
 - .4 shaft power of the propeller shaft after transmission gear at the de-rated output of motor ($MPP_{Motor,lim}$) in cases where the overridable Shaft / Engine Power Limitation is installed;
 - .5 maximum continuous rated power ($MCR_{SteamTurbine}$) for steam turbine;
 - .6 limited maximum continuous rated power ($MCR_{SteamTurbine,lim}$) for steam turbine in cases where the overridable Shaft / Engine Power Limitation is installed; and
 - .7 $SFC_{SteamTurbine}$ for steam turbine, as specified in paragraph 2.2.7.2 of the EEDI Calculation Guidelines. If the calculation is not available from the manufacturer, $SFC_{SteamTurbine}$ may be calculated by the submitter.

A sample of an EEXI Technical File is provided in the appendix.

² Electric power tables should be validated separately, taking into account the guidelines set out in appendix 2 of the 2014 *Guidelines on survey and certification of the Energy Efficiency Design Index (EEDI)* (resolution MEPC.254(67), as amended by resolutions MEPC.261(68) and MEPC.309(73)); consolidated text: MEPC.1/Circ.855/Rev.2, as may be further amended).

4.2.3 The *SFC* should be corrected to the value corresponding to the ISO standard reference conditions using the standard lower calorific value of the fuel oil, referring to ISO 15550:2002 and ISO 3046-1:2002. For the confirmation of the *SFC*, a copy of the approved NO_x Technical File and documented summary of the correction calculations should be submitted to the verifier.

4.2.4 For ships equipped with dual-fuel engine(s) using LNG and fuel oil, the *C_F*-factor for gas (LNG) and the specific fuel consumption (*SFC*) of gas fuel should be used by applying the criteria specified in paragraph 4.2.3 of the *2014 Guidelines on survey and certification of the Energy Efficiency Design Index (EEDI)*, as amended,³ as a basis for the guidance of the Administration.

4.2.5 Notwithstanding paragraphs 4.2.3 and 4.2.4, in cases where overridable Shaft / Engine Power Limitation is installed, or in cases where engines do not have a test report included in the NO_x Technical File, *SFC* should be calculated in accordance with paragraph 2.2.3 of the EEXI Calculation Guidelines. For this purpose, actual performance records of the engine may be used if satisfactory and acceptable to the verifier.

4.2.6 The verifier may request further information from the submitter, as specified in paragraph 4.2.7 of the EEDI Survey and Certification Guidelines, in addition to that contained in the EEXI Technical File, as necessary, to examine the calculation process of the attained EEXI.

4.2.7 In cases where the sea trial report as specified in paragraph 4.2.2.9 is submitted, the verifier should request further information from the submitter to confirm that:

- .1 the sea trial was conducted in accordance with the conditions specified in paragraphs 4.3.3, 4.3.4 and 4.3.7 of the EEDI Survey and Certification Guidelines, as applicable;
- .2 sea conditions were measured in accordance with ISO 15016:2002 or the equivalent if satisfactory and acceptable to the verifier;
- .3 ship speed was measured in accordance with ISO 15016:2002 or the equivalent if satisfactory and acceptable to the verifier; and
- .4 the measured ship speed was calibrated, if necessary, by taking into account the effects of wind, tide, waves, shallow water and displacement in accordance with ISO 15016:2002 or the equivalent which may be acceptable provided that the concept of the method is transparent for the verifier and publicly available/accessible.

4.2.8 The estimated speed-power curve obtained from the tank test and/or numerical calculations and/or the sea trial results calibrated by the tank test should be reviewed on the basis of the relevant documents in accordance with the EEDI Survey and Certification Guidelines, the defined quality standards (e.g. ITTC 7.5-03-01-02 and ITTC 7.5-03-01-04 in their latest revisions) and the verification of the numerical set-up with parent hull or the reference set of comparable ships.

4.2.9 In cases where the overridable Shaft / Engine Power Limitation system is installed, the verifier should confirm that the system is appropriately installed and sealed in accordance with the *2021 Guidelines on the Shaft / Engine Power Limitation system to comply with the EEXI requirements and use of a power reserve* (resolution MEPC.335(76)) and that a verified Onboard Management Manual (OMM) for overridable Shaft / Engine Power Limitation is on board the ship.

³ Resolution MEPC.254(67), as amended.

4.3 Verification of the attained EEXI in case of major conversion

4.3.1 In cases of a major conversion of a ship taking place at or after the completion date of the survey for EEXI verification specified in regulation 5.4.7 of MARPOL Annex VI, the shipowner should submit to a verifier an application for a general or partial survey with the EEXI Technical File duly revised, based on the conversion made and other relevant background documents.

4.3.2 The background documents should include as a minimum, but are not limited to:

- .1 details of the conversion;
- .2 EEXI parameters changed after the conversion and the technical justifications for each respective parameter;
- .3 reasons for other changes made in the EEXI Technical File, if any; and
- .4 calculated value of the attained EEXI with the calculation summary, which should contain, as a minimum, each value of the calculation parameters and the calculation process used to determine the attained EEXI after the conversion.

4.3.3 The verifier should review the revised EEXI Technical File and other documents submitted and verify the calculation process of the attained EEXI to ensure that it is technically sound and reasonable and follows regulation 23 of MARPOL Annex VI and the EEXI Calculation Guidelines.

4.3.4 For verification of the attained EEXI after the major conversion, speed trials of the ship may be conducted, as necessary.

APPENDIX

SAMPLE OF EEXI TECHNICAL FILE

1 Data

1.1 General information

Shipowner	XXX Shipping Line
Shipbuilder	XXX Shipbuilding Company
Hull no.	12345
IMO no.	94112XX
Ship type	Bulk carrier

1.2 Principal particulars

Length overall	250.0 m
Length between perpendiculars	240.0 m
Breadth, moulded	40.0 m
Depth, moulded	20.0 m
Summer load line draught, moulded	14.0 m
Deadweight at summer load line draught	150,000 tons

1.3 Main engine

Manufacturer	XXX Industries
Type	6J70A
Maximum continuous rating (MCR_{ME})	15,000 kW x 80 rpm
Limited maximum continuous rating with the Engine Power Limitation installed ($MCR_{ME,lim}$)	9,940 kW x 70 rpm
SFC at 75% of MCR_{ME} or 83% of $MCR_{ME,lim}$	166.5 g/kWh
Number of sets	1
Fuel type	Diesel Oil

1.4 Auxiliary engine

Manufacturer	XXX Industries
Type	5J-200
Maximum continuous rating (MCR_{AE})	600 kW x 900 rpm
SFC at 50% MCR_{AE}	220.0 g/kWh
Number of sets	3
Fuel type	Diesel Oil

1.5 Ship speed

Ship speed (V_{ref}) (with the Engine Power Limitation installed)	13.20 knots
---	-------------

2 Power curve

(Example 1; case of the EEDI ship)

An approved speed-power curve contained in the EEDI Technical File is shown in figure 2.1.

(Example 2; case of the pre-EEDI ship)

An estimated speed-power curve obtained from the tank test and/or numerical calculations, if available, is also shown in figure 2.1.

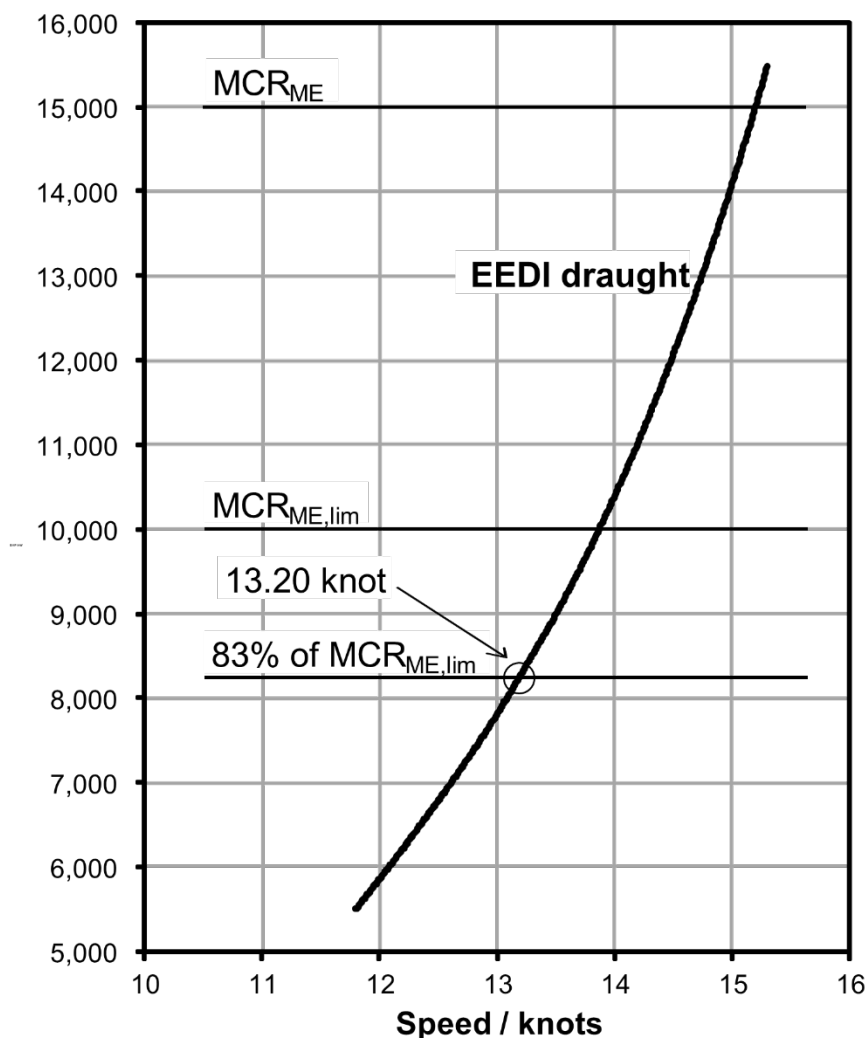


Figure 2.1: Power curve

(Example 3; case of the pre-EEDI ship with sea trial result calibrated to a different load draught)

An estimated speed-power curve under a ballast draught calibrated to the design load draught, obtained from the tank test and/or numerical calculations, if available, is shown in figure 2.2.

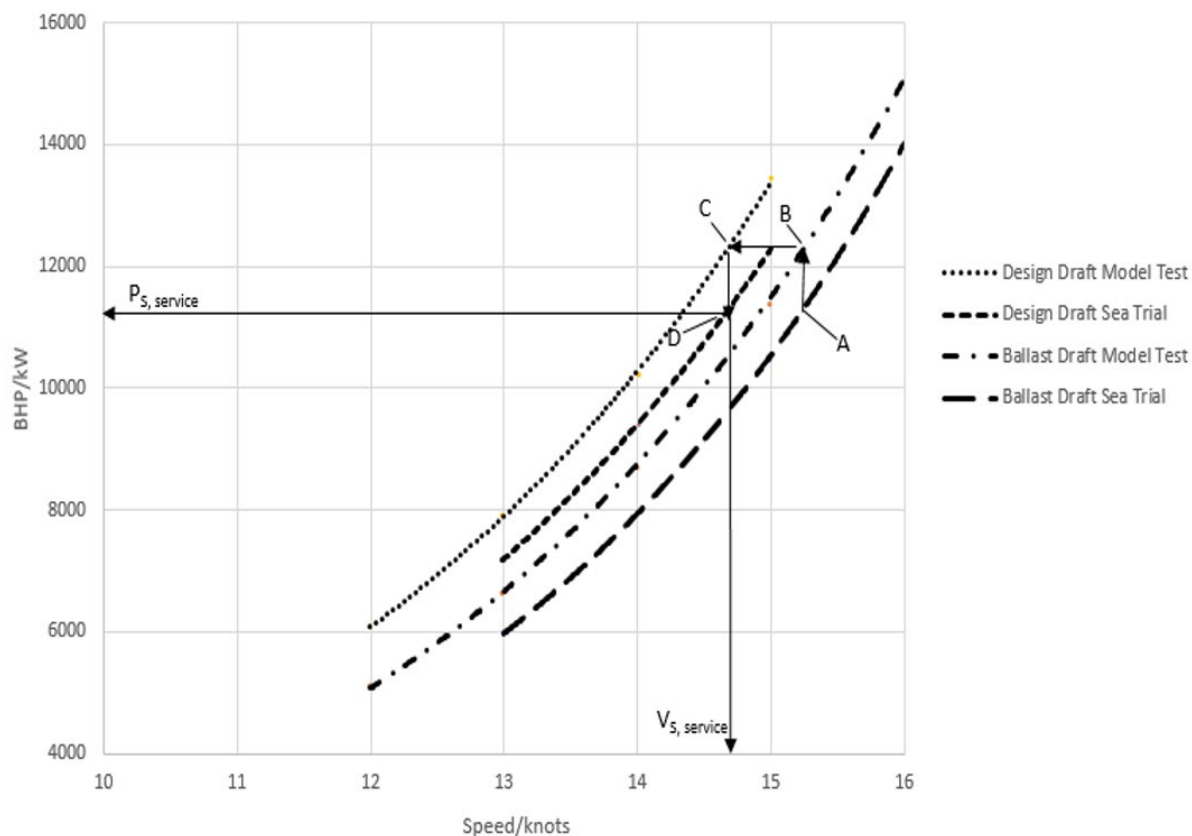


Figure 2.2: Power curve

3 Overview of propulsion system and electric power supply system

3.1 Propulsion system

3.1.1 Main engine

Refer to paragraph 1.3 of this appendix.

3.1.2 Propeller

Type	Fixed pitch propeller
Diameter	7.0 m
Number of blades	4
Number of sets	1

3.2 Electric power supply system

3.2.1 Auxiliary engines

Refer to paragraph 1.4 of this appendix.

3.2.2 Main generators

Manufacturer	XXX Electric
Rated output	560 kW (700 kVA) x 900 rpm
Voltage	AC 450 V
Number of sets	3

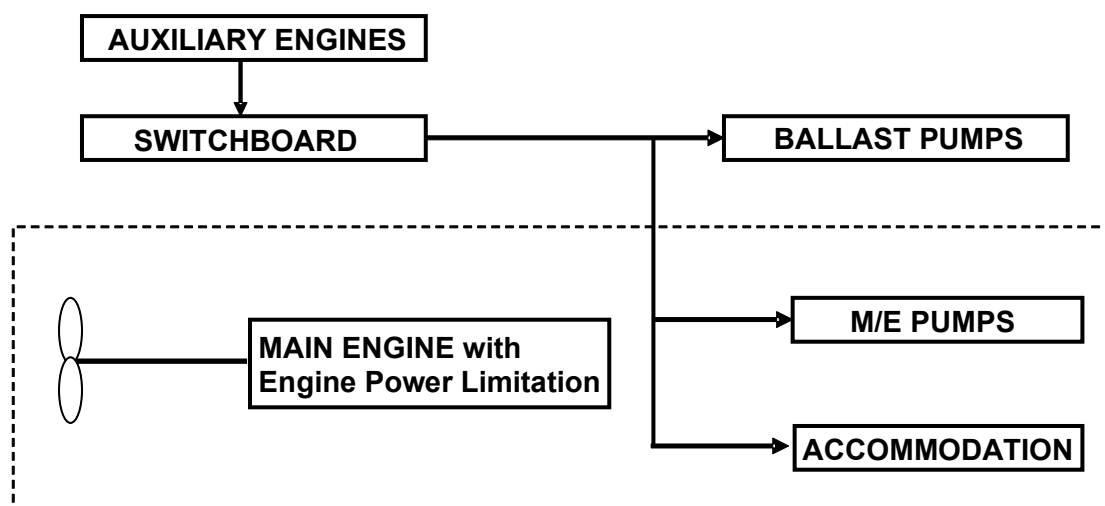


Figure 3.1: Schematic figure of propulsion and electric power supply system

4 Estimation process of speed-power curve

(Example; case of pre-EEDI ship)

Speed-power curve is estimated based on model test results and/or numerical calculations, if available. The flow of the estimation processes is shown below.

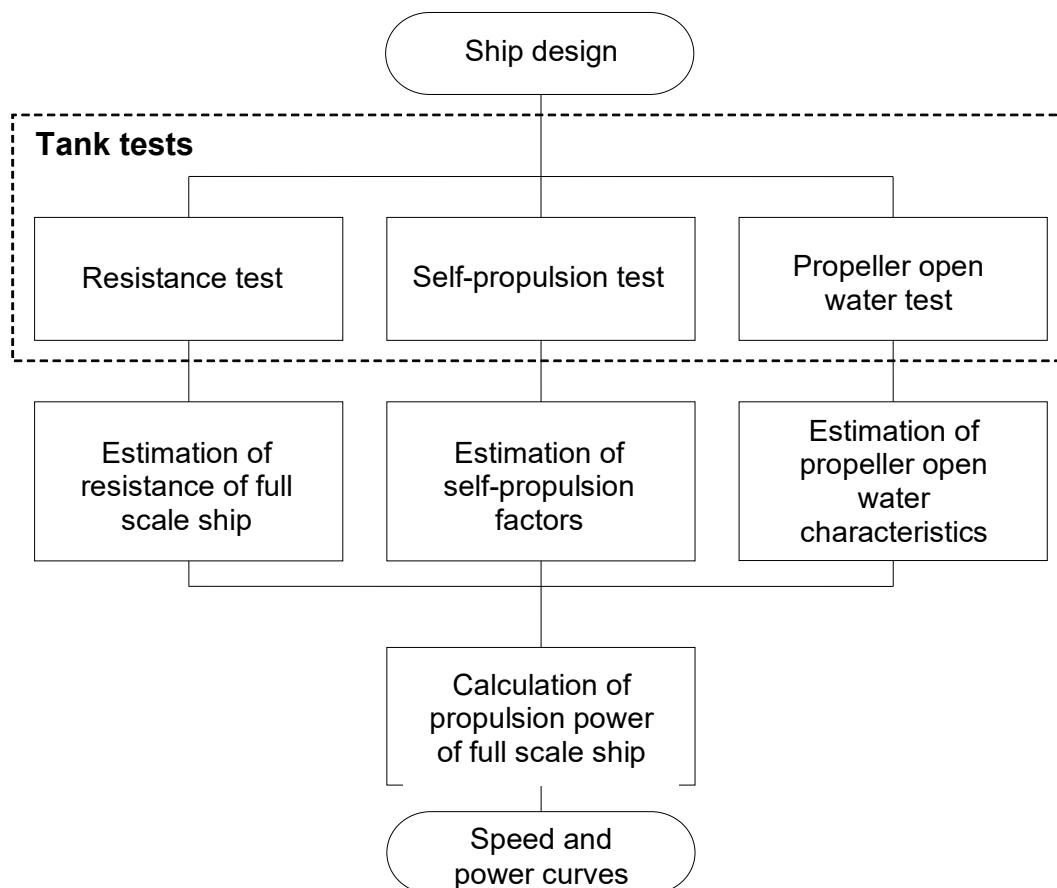


Figure 4: Flow chart of process for estimating speed-power curve from tank tests

5 Description of energy saving equipment

5.1 Energy saving equipment the effects of which are expressed as $P_{AEff(i)}$ and/or $P_{eff(i)}$ in the EEXI calculation formula

N/A

5.2 Other energy saving equipment

(Example)

5.2.1 Rudder fins

5.2.2 Rudder bulb

.....

(Specifications, schematic figures and/or photos, etc. for each piece of equipment or device should be indicated. Alternatively, attachment of a commercial catalogue may be acceptable.)

6 Calculated value of attained EEXI

6.1 Basic data

Type of ship	Capacity DWT	Speed V_{ref} (knots)
Bulk carrier	150,000	13.20

6.2 Main engine

MCR_{ME} (kW)	$MCR_{ME,lim}$ (kW)	P_{ME} (kW)	Type of fuel	C_{FME}	SFC_{ME} (g/kWh)
15,000	9,940	8,250	Diesel oil	3.206	166.5

6.3 Auxiliary engines

P_{AE} (kW)	Type of fuel	C_{FAE}	SFC_{AE} (g/kWh)
625	Diesel oil	3.206	220.0

6.4 Ice class

N/A

6.5 Innovative electrical energy-efficient technology

N/A

6.6 Innovative mechanical energy-efficient technology

N/A

6.7 Cubic capacity correction factor

N/A

6.8 Calculated value of attained EEXI

$$\begin{aligned}
 EEXI &= \frac{(\prod_{j=1}^M f_j)(\sum_{i=1}^{n_{ME}} P_{ME(i)} \cdot C_{FME(i)} \cdot SFC_{ME(i)}) + (P_{AE} \cdot C_{FAE} \cdot SFC_{AE})}{f_i \cdot f_c \cdot f_l \cdot Capacity \cdot f_w \cdot V_{ref} \cdot f_m} \\
 &+ \frac{\{(\prod_{j=1}^M f_j \cdot \sum_{i=1}^{n_{PTI}} P_{PTI(i)} - \sum_{i=1}^{n_{eff}} f_{eff(i)} \cdot P_{AE_{eff(i)}})\} \cdot C_{FAE} \cdot SFC_{AE}}{f_i \cdot f_c \cdot f_l \cdot Capacity \cdot f_w \cdot V_{ref} \cdot f_m} \\
 &- \frac{(\sum_{i=1}^{n_{eff}} f_{eff(i)} \cdot P_{eff(i)} \cdot C_{FME} \cdot SFC_{ME})}{f_i \cdot f_c \cdot f_l \cdot Capacity \cdot f_w \cdot V_{ref} \cdot f_m} \\
 &= \frac{1 \times (8250 \times 3.206 \times 166.5) + (625 \times 3.206 \times 220.0) + 0 - 0}{1 \times 1 \times 1 \times 150000 \times 1 \times 13.20 \times 1} \\
 &= 2.45 \text{ (g - CO}_2\text{/ton} \cdot \text{mile)}
 \end{aligned}$$

attained EEXI: 2.45 g-CO₂/ton mile

ANNEX 9

**RESOLUTION MEPC.335(76)
(adopted on 17 June 2021)**

**2021 GUIDELINES ON THE SHAFT / ENGINE POWER LIMITATION SYSTEM TO
COMPLY WITH THE EEXI REQUIREMENTS AND USE OF A POWER RESERVE**

THE MARINE ENVIRONMENT PROTECTION COMMITTEE,

RECALLING Article 38(a) of the Convention on the International Maritime Organization concerning the functions of the Marine Environment Protection Committee conferred upon it by international conventions for the prevention and control of marine pollution from ships,

NOTING that it adopted, by resolution MEPC.328(76), the 2021 revised MARPOL Annex VI, which is expected to enter into force on 1 November 2022 upon its deemed acceptance on 1 May 2022,

NOTING IN PARTICULAR that the 2021 revised MARPOL Annex VI contains amendments concerning mandatory goal-based technical and operational measures to reduce carbon intensity of international shipping,

NOTING FURTHER that ships may be equipped with a Shaft / Engine Power Limitation system in order to comply with regulation 25 (Required EEXI),

RECOGNIZING that the aforementioned amendments to MARPOL Annex VI require relevant guidelines for uniform and effective implementation of the regulations and to provide sufficient lead time for industry to prepare,

HAVING CONSIDERED, at its seventy-sixth session, draft *2021 Guidelines on the shaft / engine power limitation system to comply with the EEXI requirements and use of a power reserve*,

1 ADOPTS the *2021 Guidelines on the shaft / engine power limitation system to comply with the EEXI requirements and use of a power reserve*, as set out in the annex to the present resolution;

2 INVITES Administrations to take the annexed Guidelines into account when developing and enacting national laws which give force to and implement requirements set forth in regulations 23 and 25 of MARPOL Annex VI;

3 REQUESTS the Parties to MARPOL Annex VI and other Member Governments to bring the annexed Guidelines to the attention of masters, seafarers, shipowners, ship operators and any other interested parties;

4 AGREES to keep the Guidelines under review in light of experience gained with their implementation and in light of the review of EEXI regulations to be completed by the Organization by 1 January 2026 as identified in regulation 25.3 of MARPOL Annex VI;

5 NOTES that the Guidelines may be consolidated with possible future guidelines on the shaft / engine power limitation system under the EEDI framework as appropriate upon consideration by the Committee, taking into account circumstances and technical limitation of existing ships.

ANNEX

**2021 GUIDELINES ON THE SHAFT / ENGINE POWER LIMITATION SYSTEM TO
COMPLY WITH THE EEXI REQUIREMENTS AND USE OF A POWER RESERVE**

Table of contents

0	General
1	Definitions
2	Technical requirements for the SHaPoLi / EPL system
3	Use of a power reserve by unlimiting the shaft / engine power limitation
4	Onboard Management Manual (OMM) for SHaPoLi / EPL
5	Demonstration of compliance of the SHaPoLi / EPL system

0 General

The purpose of these Guidelines is to provide technical and operational conditions that the SHaPoLi / EPL system should satisfy in complying with the EEXI requirements and in using a power reserve for existing ships. However, noting that guidelines on the SHaPoLi / EPL system under EEDI framework on new ships are currently considered at the Committee, these guidelines under EEXI and EEDI may be consolidated into one set of guidelines as appropriate upon consideration by the Committee, taking into account circumstances and technical limitation of existing ships.

1 Definitions

1.1 *Shaft power* means the mechanical power transmitted by the propeller shaft to the propeller hub. It is the product of the shaft torque and the shaft rotational speed. In case of multiple propeller shafts, the shaft power means the sum of the power transmitted to all propeller shafts.

1.2 *Engine power* means the mechanical power transmitted from the engine to the propeller shaft. In case of multiple engines, the engine power means the sum of the power transmitted from the engines to the propeller shafts.

1.3 *Overridable Shaft Power Limitation (SHaPoLi) system* means a verified and approved system for the limitation of the maximum shaft power by technical means that can only be overridden by the ship's master or the officer in charge of navigational watch (OICNW) for the purpose of securing the safety of a ship or saving life at sea. (See figure 1 for an illustration of engine load diagram.)

1.4 *Overridable Engine Power Limitation (EPL) system* means a verified and approved system for the limitation of the maximum engine power by technical means that can only be overridden by the ship's master or OICNW for the purpose of securing the safety of a ship or saving life at sea. (See figure 1 for an illustration of engine load diagram.)

1.5 *Power reserve* means shaft / engine power above the limited power which cannot be used in normal operation unless in the case when SHaPoLi / EPL is unlimited for the purpose of securing the ship safety.

1.6 *MARPOL* means the International Convention for the Prevention of Pollution from Ships, 1973, as modified by the Protocols of 1978 and 1997 relating thereto, as amended.

1.7 For the purpose of these Guidelines, the definitions in MARPOL Annex VI, as amended, apply.

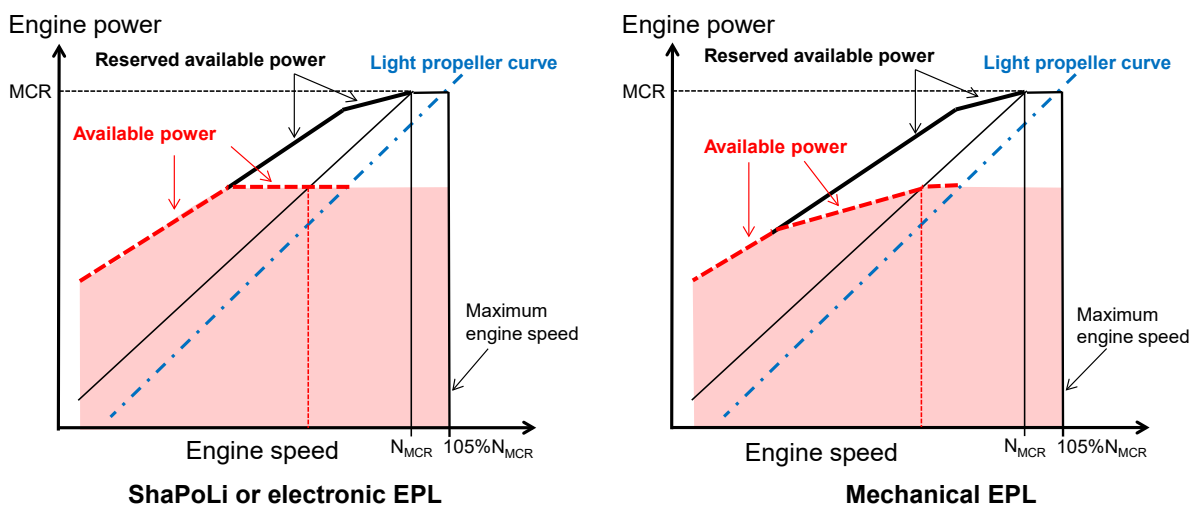


Figure 1: Engine load diagram on Shaft/Engine Power Limitation

2 Technical requirements for the SHaPoLi / EPL system

2.1 Required main systems

The SHaPoLi / EPL system should consist of the following main arrangements:

- .1 SHaPoLi:
 - .1 sensors for measuring the torque and rotational speed delivered to the propeller(s) of the ship. The system includes the amplifier and the analogue to the digital converter;
 - .2 a data recording and processing device for tracking and calculation of the data as given in paragraph 2.2.5.1 of these Guidelines; and
 - .3 a control unit for calculation and limitation of the power transmitted by the shaft to the propeller(s);
- .2 EPL:
 - .1 for the mechanically controlled engine, a sealing device which can physically lock the fuel index by using a mechanical stop screw sealed by wire or an equivalent device with governor limit setting so that the ship's crew cannot release the EPL without permission from the ship's master or OICNW, as shown in figure 2; or
 - .2 for the electronically controlled engine, fuel index limiter which can electronically lock the fuel index or direct limitation of the power in the engine's control system so that the ship's crew cannot release the EPL without permission from the ship's master or OICNW; and
 - .3 where technically possible and feasible, the Sha/PoLi/EPL system should be controlled from the ships' bridge and not require attendance in the machinery space by ship's personnel.

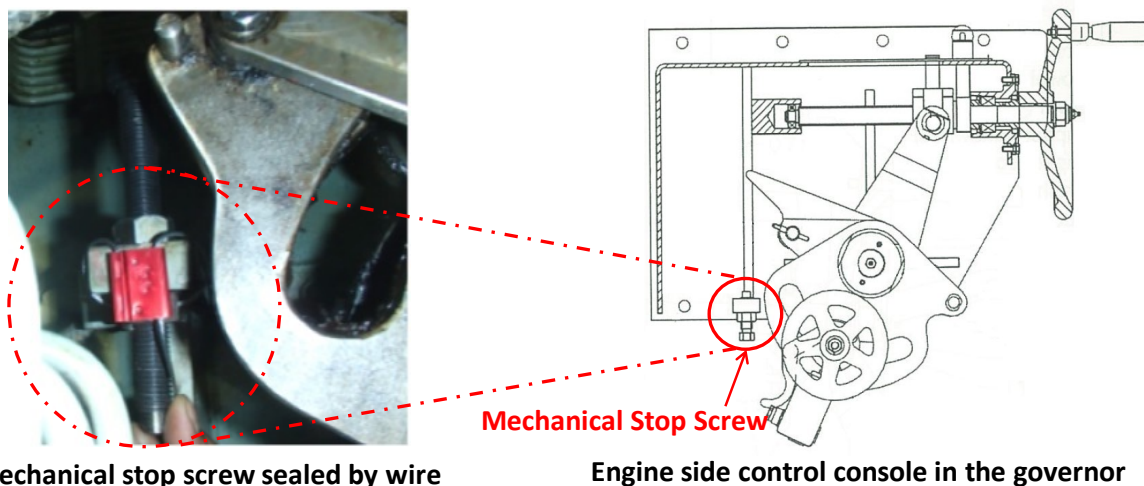


Figure 2: Sealing of mechanical stop screw

2.2 General system requirements

2.2.1 The SHaPoLi / EPL system should be non-permanent but should require the deliberate action of the ship's master or OICNW to enable the use of unlimited shaft / engine power (power reserve) of the ship. For systems that use a Password/PIN to control access to the power reserve override, attention should be paid to ensure that the necessary Password/PIN is always available when override is required.

2.2.2 For SHaPoLi / EPL system for the electronically controlled engine, the control unit should inform the ship's master or OICNW clearly and conspicuously when the ship's shaft / engine power exceeds the limited shaft / engine power as stated in the Onboard Management Manual (OMM) for SHaPoLi / EPL or in any case of system malfunction.

2.2.3 For EPL for the mechanically controlled engine, the sealing device should either:

- .1 visibly indicate removal of the sealing when the ship's engine power exceeds the limited engine power as stated in the OMM for EPL or in any case of system malfunction; or
- .2 be equipped with other systems such as an alert-monitoring system which can indicate when the ship's engine power exceeds the limited engine power as stated in the OMM for EPL or in any case of system malfunction and recording the use of unlimited mode, verified by the Administration or the RO.

2.2.4 The SHaPoLi / EPL system (or each subsystem) should be tamper-proof.

2.2.5 The SHaPoLi / EPL system for the electronically controlled engine should indicate the following data during operation:

- .1 for SHaPoLi, shaft rotational speed, shaft torque and shaft power (and total shaft power in case of multiple shaft arrangements) to be recorded constantly in unlimiting mode; or
- .2 for EPL, a fuel index sealing system or power limitation system which can indicate and record the use of unlimited mode.

2.2.6 The procedure for SHaPoLi / EPL depends on the propulsion system and should be described in the OMM for SHaPoLi / EPL in accordance with section 4 of these Guidelines.

3 Use of a power reserve by un-limiting the shaft / engine power limitation

3.1 The use of a power reserve is only allowed for the purpose of securing the safety of a ship or saving life at sea, consistent with regulation 3.1 of MARPOL Annex VI (e.g. operating in adverse weather and ice-infested waters, participation in search and rescue operations, avoidance of pirates and engine maintenance). Use of a power reserve should not have adverse impact on the propeller, shaft and related systems. It is important that the ship master and OICNW are not restricted from exercising judgement to override the SHaPoLi / EPL when required for safety purposes. The authority for this should be clearly set out in the OMM and/or the Safety Management System manual, as appropriate.

3.2 Any use of a power reserve should be recorded in the record page of the OMM for SHaPoLi / EPL, signed by the master and should be kept on board. The record should include:

- .1 ship type;
- .2 IMO number;
- .3 ship size in DWT and/or GT, as applicable;
- .4 ship's limited shaft / engine power and ship's maximum unlimited shaft / engine power;
- .5 position of the ship and timestamp when the power reserve was used;
- .6 reason for using the power reserve;
- .7 Beaufort number and wave height or ice condition in case of using the power reserve under adverse weather condition;
- .8 supporting evidence (e.g. expected weather condition) in case of using the power reserve for avoidance action;
- .9 records from the SHaPoLi / EPL system for the electronically controlled engine during the power reserve was used; and
- .10 position of the ship and timestamp when the power limit was reactivated or replaced.

3.3 Where an EPL/ShaPoLi override is activated but the power reserve is not subsequently used, this event should be recorded in the bridge and engine-room logbooks. The engine-room logbook should record power used during the period when the override was activated. The EPL/ShaPoLi should be reset as soon as possible, and details of the reset should also be recorded in the bridge and engine-room logbooks.

3.4 In case of having used a power reserve, the ship should without delay notify its Administration or RO responsible for issuing the relevant certificate and the competent authority of the relevant port of destination with the information recorded in accordance with paragraph 3.2. On an annual basis, the Administration should report uses of a power reserve to IMO with the information recorded in accordance with paragraph 3.2.

3.5 Once the risks have been mitigated, the ship should be operated below the certified level of engine power under the SHaPoLi / EPL. The SHaPoLi / EPL system should be reactivated or replaced by the crew immediately after the risks have been prevented and the ship can be safely operated with the limited shaft / engine power. The reactivation or replacement of the SHaPoLi / EPL system should be confirmed (e.g. validation of mechanical sealing) with supporting evidence (e.g. engine power log, photo taken at the occasion of resetting the mechanical sealing) by the Administration or the RO at the earliest opportunity.

3.6 Any defect of the SHaPoLi / EPL system should be reported to the Administration or RO responsible for issuing the relevant certificate in accordance with regulation 5.6 of MARPOL Annex VI.

3.7 The port State control officers should inspect whether the SHaPoLi / EPL system has been properly installed and used in accordance with the IEE Certificate and the OMM as described in section 4 of these Guidelines. If overriding of the SHaPoLi / EPL without proper notification in accordance with paragraph 3.3 of these Guidelines has been detected, the reactivation or replacement of the SHaPoLi / EPL should be immediately conducted in the presence of the Administration or the RO at the port.

4 Onboard Management Manual (OMM) for SHaPoLi / EPL

4.1 The SHaPoLi / EPL system should be accompanied by the OMM for SHaPoLi / EPL that should be permanently on board the ship for inspection.

4.2 The OMM for SHaPoLi / EPL should be verified by the Administration or the RO after a survey verifying the ship's attained EEXI, as required by regulation 5.4 of MARPOL Annex VI.

4.3 The OMM for SHaPoLi / EPL should, as a minimum, include:

.1 SHaPoLi:

- .1 a technical description of the main system as specified in section 2 of these guidelines as well as relevant auxiliary systems;
- .2 identification of key components of the system by manufacturer, model/type, serial number and other details as necessary;
- .3 description of a verification procedure demonstrating that the system is in compliance with the technical description in accordance with items .1 and .2;
- .4 the maximum shaft power for which the unit is designed;
- .5 service, maintenance and calibration requirements of sensors according to sensor manufacturer and a description how to monitor the appropriateness of the calibration intervals, if applicable;
- .6 the SHaPoLi record book for the recording of service, maintenance and calibration of the system;
- .7 the description how the shaft power can be limited and unlimited and how this is displayed by the control unit as required by paragraph 2.2.5 of these Guidelines;

- .8 the description of how the controller limits the power delivered to the propeller shaft;
 - .9 the identification of responsibilities;
 - .10 procedures for notification of the use of power reserve and the detections of malfunctions of the system in accordance with paragraphs 3.4 and 3.5 of these Guidelines;
 - .11 time required for un-limiting the SHaPoLi; and
 - .12 procedures for survey of the SHaPoLi system by the Administration/RO.
- .2 EPL:
- .1 rated installed power (MCR) or motor output (MPP) and engine speed (N_{MCR});
 - .2 limited installed power (MCR_{lim}) or motor output (MPP_{lim}) and engine speed ($N_{MCR,lim}$);
 - .3 technical description of the EPL system;
 - .4 method for sealing the EPL (mechanically controlled engine);
 - .5 method for locking and monitoring the EPL (electronically controlled engine);
 - .6 procedures and methods for releasing the EPL;
 - .7 time required for unlimiting the EPL;
 - .8 procedures for survey of the EPL system by the Administration/RO;
 - .9 procedure for the report on release of the EPL; and
 - .10 administrator of the EPL system.

5 Demonstration of compliance of the SHaPoLi / EPL system

5.1 The demonstration of compliance of the SHaPoLi / EPL system should be verified by an appropriate survey in accordance with regulation 5.4 of MARPOL Annex VI for the verification of the ship's EEXI according to regulation 23. The survey should include the verification and validation of the system by addressing the following items:

- .1 the verification of compliance of the system with the OMM for SHaPoLi / EPL;
- .2 the verification of compliance of the system with the specifications set out in section 2 of these Guidelines; and
- .3 the verification of the OMM for SHaPoLi / EPL that the OMM for SHaPoLi / EPL is in compliance with the specifications set out in section 4 of these Guidelines.

5.2 In cases where the SHaPoLi / EPL system is applied and no changes are made to NO_x critical settings and/or components* outside what is allowed by the engine technical file as defined in the 2008 NO_x Technical Code (NTC 2008), engine re-certification is not needed.

5.3 In cases where the SHaPoLi / EPL system is applied and the NO_x critical settings and/or components are altered beyond what is allowed by the engine technical file as defined in NTC 2008, the engine needs to be re-certified. In such a case, for an EEDI-certified ship where the SHaPoLi / EPL system is applied at a power below that required by regulation 24.5 of MARPOL Annex VI (minimum power requirement), the certified engine power should be at the power satisfying that requirement.

* NO_x critical parameters and components are listed in NO_x Technical File under the section "Components, setting and operating values of the engine which may influence its NO_x emission".

ANNEX 10

**RESOLUTION MEPC.336(76)
(adopted on 17 June 2021)**

**2021 GUIDELINES ON OPERATIONAL CARBON INTENSITY INDICATORS AND THE
CALCULATION METHODS (CII GUIDELINES, G1)**

THE MARINE ENVIRONMENT PROTECTION COMMITTEE,

RECALLING Article 38(a) of the Convention on the International Maritime Organization concerning the functions of the Marine Environment Protection Committee conferred upon it by international conventions for the prevention and control of marine pollution from ships,

NOTING that it adopted, by resolution MEPC.328(76), the 2021 revised MARPOL Annex VI, which is expected to enter into force on 1 November 2022 upon its deemed acceptance on 1 May 2022,

NOTING IN PARTICULAR that the 2021 revised MARPOL Annex VI contains amendments concerning mandatory goal-based technical and operational measures to reduce carbon intensity of international shipping,

NOTING FURTHER that regulation 28.1 of MARPOL Annex VI requires ships to which this regulation apply to calculate the attained annual operational CII taking into account the guidelines developed by the Organization,

RECOGNIZING that the aforementioned amendments to MARPOL Annex VI require relevant guidelines for uniform and effective implementation of the regulations and to provide sufficient lead time for industry to prepare,

HAVING CONSIDERED, at its seventy-sixth session, draft *2021 Guidelines on operational carbon intensity indicators and the calculation methods (CII Guidelines, G1)*,

1 ADOPTS the *2021 Guidelines on operational carbon intensity indicators and the calculation methods (CII Guidelines, G1)*, as set out in the annex to the present resolution;

2 INVITES Administrations to take the annexed Guidelines into account when developing and enacting national laws which give force to and implement requirements set forth in regulation 28.1 of MARPOL Annex VI;

3 REQUESTS the Parties to MARPOL Annex VI and other Member Governments to bring the annexed Guidelines to the attention of masters, seafarers, shipowners, ship operators and any other interested parties;

4 AGREES to consider substantiated proposals for CII correction factors for certain ship types, operational profiles and/or voyages with a view to enhancing, as appropriate, the annexed Guidelines before entry into force of the aforementioned amendments to MARPOL Annex VI;

5 AGREES to keep the Guidelines under review in light of experience gained with their implementation and in light of the review of CII regulations to be completed by the Organization by 1 January 2026 as identified in regulation 28.11 of MARPOL Annex VI.

ANNEX

2021 GUIDELINES ON OPERATIONAL CARBON INTENSITY INDICATORS AND THE CALCULATION METHODS (CII GUIDELINES, G1)

1 Introduction

1.1 In the *Initial IMO Strategy on Reduction of GHG Emissions from Ships* (Resolution MEPC.304(72)), the level of ambition on carbon intensity of international shipping is quantified by the CO₂ emissions per transport work, as an average across international shipping.

1.2 These Guidelines address the calculation methods and the applicability of the operational carbon intensity indicator (CII) for individual ships to which chapter 4 of MARPOL Annex VI, as amended, applies.

2 Definitions

2.1 *MARPOL* means the International Convention for the Prevention of Pollution from Ships, 1973, as modified by the Protocols of 1978 and 1997 relating thereto, as amended.

2.2 *IMO DCS* means the data collection system for fuel oil consumption of ships referred to in regulation 27 and related provisions of MARPOL Annex VI.

2.3 For the purpose of these Guidelines, the definitions in MARPOL Annex VI, as amended, apply.

2.4 The metrics indicating the average CO₂ emissions per transport work of a ship are generally referred to as operational carbon intensity indicator (CII) in these Guidelines.

.1 A specific CII calculated based on the actual or estimated mass or volume of the shipment carried on board a ship is generally referred to as *demand-based CII*; and

.2 A specific CII, in which calculation the capacity of a ship is taken as proxy of the actual mass or volume of the shipment carried on board, is generally referred to as *supply-based CII*.

2.5 The supply-based CII which uses DWT as the capacity is referred to as *AER*, and the supply-based CII which uses GT as the capacity is referred to as *cgDIST*.

3 Application

3.1 For all ships to which regulation 28 of MARPOL Annex VI applies, the operational carbon intensity indicators defined in section 4 should be applied.

3.2 The operational carbon intensity indicators defined in section 5 are encouraged to be additionally used by ships, where applicable, for trial purposes.

4 Operational carbon intensity indicator (CII) of individual ships for use in implementing regulation 28 of MARPOL Annex VI

In its most simple form, the attained annual operational CII of individual ships is calculated as the ratio of the total mass of CO₂ (M) emitted to the total transport work (W) undertaken in a given calendar year, as follows:

$$\text{attained } CII_{\text{ship}} = M / W \quad (1)$$

4.1 Mass of CO₂ emissions (M)

The total mass of CO₂ is the sum of CO₂ emissions (in grams) from all the fuel oil consumed on board a ship in a given calendar year, as follows:

$$M = FC_j \times C_{F_j} \quad (2)$$

where:

- J is the fuel oil type;
- FC_j is the total mass (in grams) of consumed fuel oil of type J in the calendar year, as reported under IMO DCS; and
- C_{F_j} represents the fuel oil mass to CO₂ mass conversion factor for fuel oil type J , in line with those specified in the *2018 Guidelines on the method of calculation of the attained Energy Efficiency Design Index (EEDI) for new ships (resolution MEPC.308(73))*, as may be further amended. In case the type of the fuel oil is not covered by the guidelines, the conversion factor should be obtained from the fuel oil supplier supported by documentary evidence.

4.2 Transport work (W)

In the absence of the data on actual transport work, the supply-based transport work (W_s) can be taken as a proxy, which is defined as the product of a ship's capacity and the distance travelled in a given calendar year, as follows:

$$W_s = C \times D_t \quad (3)$$

where:

- C represents the ship's capacity:
 - For bulk carriers, tankers, container ships, gas carriers, LNG carriers, ro-ro cargo ships, general cargo ships, refrigerated cargo carrier and combination carriers, deadweight tonnage (DWT)¹ should be used as Capacity;
 - For cruise passenger ships, ro-ro cargo ships (vehicle carriers) and ro-ro passenger ships, gross tonnage (GT)² should be used as Capacity; and
- D_t represents the total distance travelled (in nautical miles), as reported under IMO DCS.

¹ Deadweight tonnage (DWT) means the difference in tonnes between the displacement of a ship in water of relative density of 1,025 kg/m³ at the summer load draught and the lightweight of the ship. The summer load draught should be taken as the maximum summer draught as certified in the stability booklet approved by the Administration or any organization recognized by it.

² Gross tonnage (GT) should be calculated in accordance with the International Convention on Tonnage Measurement of Ships, 1969.

5 Operational carbon intensity indicator (CII) of individual ships for trial purpose

The following metrics are encouraged to be used for trial purposes, where applicable:

- .1 Energy Efficiency Performance Indicator (EEPI)

$$EEPI = \frac{M}{C \times D_l}$$

- .2 cbDIST

$$cbDIST = \frac{M}{ALB \times D_t}$$

- .3 clDIST

$$clDIST = \frac{M}{Lanemeter \times D_t}$$

- .4 EEOI, as defined in MEPC.1/Circ.684 on *Guidelines for voluntary use of the ship energy efficiency operational indicator (EEOI)*.

In the formulas above:

- the mass of CO₂ (M), the ship's capacity (C) and the total distance travelled (D_t) are identical with those used to calculate the attained CII of individual ships, as specified in section 4.1 and 4.2;
- D_l means the laden distance travelled (in nautical miles) when the ship is loaded;
- ALB means the number of available lower berths of a cruise passenger ship; and
- $Lanemeter$ means the length (in metres) of the lanes of a ro-ro ship.

ANNEX 11

**RESOLUTION MEPC.337(76)
(adopted on 17 June 2021)**

**2021 GUIDELINES ON THE REFERENCE LINES FOR USE WITH OPERATIONAL
CARBON INTENSITY INDICATORS (CII REFERENCE LINES GUIDELINES, G2)**

THE MARINE ENVIRONMENT PROTECTION COMMITTEE,

RECALLING Article 38(a) of the Convention on the International Maritime Organization concerning the functions of the Marine Environment Protection Committee conferred upon it by international conventions for the prevention and control of marine pollution from ships,

NOTING that it adopted, by resolution MEPC.328(76), the 2021 revised MARPOL Annex VI, which is expected to enter into force on 1 November 2022 upon its deemed acceptance on 1 May 2022,

NOTING IN PARTICULAR that the 2021 revised MARPOL Annex VI contains amendments concerning mandatory goal-based technical and operational measures to reduce carbon intensity of international shipping,

NOTING FURTHER that regulation 28.4 of MARPOL Annex VI requires reference lines to be established for each ship type to which regulation 28 is applicable,

HAVING CONSIDERED, at its seventy-sixth session, draft *2021 Guidelines on the reference lines for use with operational carbon intensity indicators (CII reference lines guidelines, G2)*,

1 ADOPTS the *2021 Guidelines on the reference lines for use with operational carbon intensity indicators (CII reference lines guidelines, G2)*, as set out in the annex to the present resolution;

2 INVITES Administrations to take the annexed Guidelines into account when developing and enacting national laws which give force to and implement requirements set forth in regulation 28.4 of MARPOL Annex VI;

3 REQUESTS the Parties to MARPOL Annex VI and other Member Governments to bring the annexed Guidelines to the attention of masters, seafarers, shipowners, ship operators and any other interested parties;

4 AGREES to keep the Guidelines under review in light of experience gained with their implementation and in light of the review of CII regulations to be completed by the Organization by 1 January 2026 as identified in regulation 28.11 of MARPOL Annex VI.

ANNEX

2021 GUIDELINES ON THE REFERENCE LINES FOR USE WITH OPERATIONAL CARBON INTENSITY INDICATORS (CII REFERENCE LINES GUIDELINES, G2)

1 Introduction

1.1 These Guidelines provide the methods to calculate the reference lines for use with operational carbon intensity indicators, and the ship type specific carbon intensity reference lines as referred to in regulation 28 of MARPOL Annex VI.

1.2 One reference line is developed for each ship type to which regulation 28 of MARPOL Annex VI applies, based on the specific indicators stipulated in *2021 Guidelines on operational carbon intensity indicators and the calculation methods* (G1) developed by the Organization, ensuring that only data from comparable ships are included in the calculation of each reference line.

2 Definition

2.1 *MARPOL* means the International Convention for the Prevention of Pollution from Ships, 1973, as modified by the Protocols of 1978 and 1997 relating thereto, as amended.

2.2 *IMO DCS* means the data collection system for fuel oil consumption of ships referred to in regulation 27 and related provisions of MARPOL Annex VI.

2.3 For the purpose of these Guidelines, the definitions in MARPOL Annex VI, as amended, apply.

2.4 An operational carbon intensity indicator (CII) reference line is defined as a curve representing the median attained operational carbon intensity performance, as a function of Capacity, of a defined group of ships in year of 2019.

3 Method to develop the CII reference lines

3.1 Given the limited data available for the year of 2008, the operational carbon intensity performance of ship types in year 2019 is taken as the reference.

3.2 For a defined group of ships, the reference line is formulated as follows:

$$CII_{ref} = aCapacity^{-c} \quad (1)$$

where CII_{ref} is the reference value of year 2019, $Capacity$ is identical with the one defined in the specific carbon intensity indicator (CII) for a ship type, as shown in Table. 1; a and c are parameters estimated through median regression fits, taking the attained CII and the Capacity of individual ships collected through IMO DCS in year 2019 as the sample.

4 Ship type specific operational carbon intensity reference lines

The parameters for determining the ship type specific reference lines, for use in Eq.(1), are specified as follows:

Table 1: Parameters for determining the 2019 ship type specific reference lines

Ship type		Capacity	<i>a</i>	<i>c</i>
Bulk carrier	279,000 DWT and above	279,000	4745	0.622
	less than 279,000 DWT	DWT	4745	0.622
Gas carrier	65,000 and above	DWT	14405E7	2.071
	less than 65,000 DWT	DWT	8104	0.639
Tanker		DWT	5247	0.610
Container ship		DWT	1984	0.489
General cargo ship	20,000 DWT and above	DWT	31948	0.792
	less than 20,000 DWT	DWT	588	0.3885
Refrigerated cargo carrier		DWT	4600	0.557
Combination carrier		DWT	40853	0.812
LNG carrier	100,000 DWT and above	DWT	9.827	0.000
	65,000 DWT and above, but less than 100,000 DWT	DWT	14479E10	2.673
	less than 65,000 DWT	65,000	14479E10	2.673
Ro-ro cargo ship (vehicle carrier)		GT	5739	0.631
Ro-ro cargo ship		DWT	10952	0.637
Ro-ro passenger ship		GT	7540	0.587
Cruise passenger ship		GT	930	0.383

ANNEX 12

**RESOLUTION MEPC.338(76)
(adopted on 17 June 2021)**

**2021 GUIDELINES ON THE OPERATIONAL CARBON INTENSITY REDUCTION
FACTORS RELATIVE TO REFERENCE LINES (CII REDUCTION
FACTORS GUIDELINES, G3)**

THE MARINE ENVIRONMENT PROTECTION COMMITTEE,

RECALLING Article 38(a) of the Convention on the International Maritime Organization concerning the functions of the Marine Environment Protection Committee conferred upon it by international conventions for the prevention and control of marine pollution from ships,

NOTING that it adopted, by resolution MEPC.328(76), the 2021 revised MARPOL Annex VI, which is expected to enter into force on 1 November 2022 upon its deemed acceptance on 1 May 2022,

NOTING IN PARTICULAR that the 2021 revised MARPOL Annex VI contains amendments concerning mandatory goal-based technical and operational measures to reduce carbon intensity of international shipping,

NOTING FURTHER that regulation 28.4 of MARPOL Annex VI requires reduction factors to be established for each ship type to which regulation 28 is applicable,

HAVING CONSIDERED, at its seventy-sixth session, draft *2021 Guidelines on the operational carbon intensity reduction factors relative to reference lines (CII reduction factors guidelines, G3)*,

1 ADOPTS the *2021 Guidelines on the operational carbon intensity reduction factors relative to reference lines (CII reduction factors guidelines, G3)*, as set out in the annex to the present resolution;

2 INVITES Administrations to take the annexed Guidelines into account when developing and enacting national laws which give force to and implement requirements set forth in regulation 28.4 of MARPOL Annex VI;

3 REQUESTS the Parties to MARPOL Annex VI and other Member Governments to bring the annexed Guidelines to the attention of masters, seafarers, shipowners, ship operators and any other interested parties;

4 AGREES to keep the Guidelines under review in light of experience gained with their implementation and in light of the review of CII regulations to be completed by the Organization by 1 January 2026 as identified in regulation 28.11 of MARPOL Annex VI, and that annual reduction rates for the period 2027-2030 will be further strengthened and developed taking into account that review.

ANNEX

2021 GUIDELINES ON THE OPERATIONAL CARBON INTENSITY REDUCTION FACTORS RELATIVE TO REFERENCE LINES (CII REDUCTION FACTORS GUIDELINES, G3)

1 Introduction

1.1 These Guidelines provide the methods to determine the annual operational carbon intensity reduction factors and their concrete values from year 2023 to 2030, as referred to in regulation 28 of MARPOL Annex VI.

1.2 The annual operational carbon intensity reduction factors apply to each ship type to which regulation 28 of MARPOL Annex VI applies, in a transparent and robust manner, based on the specific carbon intensity indicators stipulated in the *2021 Guidelines on operational carbon intensity indicators and the calculation methods (G1)* (resolution MEPC.336(76)) and the reference lines developed in the *2021 Guidelines on the reference lines for use with operational carbon intensity indicators (G2)*(resolution MEPC.337(76)).

1.3 The reduction factors have been set at the levels to ensure that, in combination with other relevant requirements of MARPOL Annex VI, the reduction in CO₂ emissions per transport work by at least 40% by 2030, compared to 2008, can be achieved as an average across international shipping.

1.4 Section 5 of these Guidelines provides background information on rational ranges of reduction factors of ship types in year 2030 using demand-based measurement and supply-based measurement.

1.5 The Organization should continue to monitor development in annual carbon intensity improvement using both demand-based measurement and supply-based measurement in parallel to the annual analysis of the fuel consumption data reported to the IMO DCS.

2 Definitions

2.1 *MARPOL* means the International Convention for the Prevention of Pollution from Ships, 1973, as modified by the Protocols of 1978 and 1997 relating thereto, as amended.

2.2 *IMO DCS* means the data collection system for fuel oil consumption of ships referred to in regulation 27 and related provisions of MARPOL Annex VI.

2.3 For the purpose of these Guidelines, the definitions in MARPOL Annex VI, as amended, apply.

2.4 The annual operational carbon intensity reduction factor, generally denoted as "Z" in regulation 28 of MARPOL Annex VI, is a positive value, stipulating the percentage points of the required annual operational carbon intensity indicator of a ship for a given year lower than the reference value.

3 Method to determine the annual reduction factor of ship types

3.1 Operational carbon intensity of international shipping

Given significant heterogeneity across ship types, the attained annual operational CII of international shipping as a whole is calculated as the ratio of the aggregated mass (in grams) of CO₂ (*aggregated M*) emitted to the aggregated mass (in tonne·nmiles) of transport work (*aggregated W*) undertaken by all individual ships of representative ship types in a given calendar year, as follows:

$$\text{attained } CII_{shipping} = \text{aggregated } M / \text{aggregated } W \quad (1)$$

In the absence of the data on actual annual transport work of individual ships, the aggregated transport work obtained from other reliable sources, such as UNCTAD, can be taken as approximation. The representative ship types refer to bulk carriers, gas carriers, tankers, container ships, general cargo ships, refrigerated cargo carrier and LNG carriers, as per the *Fourth IMO GHG Study 2020*.

3.2 The achieved carbon intensity reduction in international shipping

For a given year y , the achieved carbon intensity reduction in international shipping relative to the reference year y_{ref} , denoted as $R_{shipping,y}$, can be calculated as follows:

$$R_{shipping,y} = 100\% \times (\text{attained } CII_{shipping,y} - \text{attained } CII_{shipping,y_{ref}}) / \text{attained } CII_{shipping,y_{ref}} \quad (2)$$

where the $\text{attained } CII_{shipping,y}$ and $\text{attained } CII_{shipping,y_{ref}}$ represents the attained annual operational carbon intensity of international shipping in year y and in the reference year y_{ref} , as defined in Eq.(1).

The achieved carbon intensity reduction in international shipping can be alternatively calculated on the carbon intensity performance of ship types. Since CII metrics for different ship types may not be identical, the weighted average of the carbon intensity reduction achieved by ship types can be applied, as follows:

$$R_{shipping,y} = \sum_{type} f_{type,y} R_{type,y} \quad (3)$$

In Eq(3),

- $type$ represents the ship type;
- $f_{type,y}$ is the weight, which is equal to the proportion of CO₂ emitted by the ship type to the total CO₂ emissions of international shipping in year y ; and
- $R_{type,y}$ represents the carbon intensity reduction achieved by the ship type in year y , calculated as $R_{type,y} = 100\% \times (\text{attained } CII_{type,y} - \text{attained } CII_{type,y_{ref}}) / \text{attained } CII_{type,y_{ref}}$, where the $\text{attained } CII_{type,y}$ and $\text{attained } CII_{type,y_{ref}}$ represents the attained annual operational carbon intensity of the ship type in year y and in the reference year y_{ref} , as defined in Eq.(4), as follows:

$$\text{attained } CII_{type} = \sum_{ship} M_{ship,t} / \sum_{ship} W_{ship,t} \quad (4)$$

where:

$M_{ship,t}$ and $W_{ship,t}$ represents the total mass of CO₂ emitted from and the total transport work undertaken by a ship of this type in a given calendar year, as stipulated in the *Guidelines on operational carbon intensity indicators and the calculation methods (G1)*.

4 The reduction factors for the required annual operational CII of ship types

4.1 In accordance with regulation 28 of MARPOL Annex VI, the required annual operational CII for a ship is calculated as follows:

$$\text{Required annual operational CII} = (1 - Z / 100) \times CII_R$$

where CII_R is the reference value in year 2019 as defined in the *Guidelines on the reference lines for use with operational carbon intensity indicators (G2)*, Z is a general reference to the reduction factors for the required annual operational CII of ship types from year 2023 to 2030, as specified in table 1.

Table 1: Reduction factor (Z%) for the CII relative to the 2019 reference line

Year	Reduction factor relative to 2019
2023	5%*
2024	7%
2025	9%
2026	11%
2027	- **
2028	- **
2029	- **
2030	- **

Note:

- * Z factors of 1%, 2% and 3% are set for the years of 2020 to 2022, similar as business as usual until entry into force of the measure.
- ** Z factors for the years of 2027 to 2030 to be further strengthened and developed taking into account the review of the short-term measure.

5 Background information on rational ranges of reduction factors of ship types in year 2030

5.1 In the *Initial IMO Strategy on Reduction of GHG Emissions from Ships* (Resolution MEPC.304(72)), the levels of ambition on carbon intensity of international shipping have been set taking year 2008 as reference. The carbon intensity of international shipping in year 2008, as well as the improvement through 2012 to 2018, has been estimated in the *Fourth IMO GHG Study 2020*. However, since the scope and data collection methods applied in the *Fourth IMO GHG Study 2020* were inconsistent with those under IMO DCS, the results derived from the two sources cannot be compared directly.

5.2 To ensure the comparability of the attained carbon intensity of international shipping through year 2023 to 2030 with the reference line, the following methods are applied to calculate the equivalent carbon intensity target in year 2030 ($eR_{shipping,2030}$), taking year 2019 as reference, i.e. how much additional improvement is needed by 2030 from the 2019 performance level.

5.3 The achieved carbon intensity reduction of international shipping in year 2019 relative to year 2008 ($R_{shipping,2019}$) can be estimated as the sum of the achieved carbon intensity reduction of international shipping in year 2018 relative to year 2008 ($R_{shipping,2018}$) as given by the *Fourth IMO GHG Study 2020* and the estimated average annual improvement during 2012 and 2018 ($\bar{r}_{shipping}$), as follows:

$$R_{shipping,2019} = R_{shipping,2018} + \bar{r}_{shipping} \quad (5)$$

5.4 The following provides the calculations using demand-based measurement and supply-based measurement.

5.4.1 Demand-based measurement of 2030 target

As estimated by the *Fourth IMO GHG Study 2020*, the attained CII of international shipping (on aggregated demand-based metric) has reduced by **31.8%** ($R_{shipping,2018} = 31.8\%$) compared to 2008, with an estimated average annual improvement at **1.5** percentage points ($\bar{r}_{shipping} = 1.5\%$). In accordance with Eq.(5), the carbon intensity reduction achieved in year 2019 is estimated as **33.3%** ($R_{shipping,2019} = 33.3\%$).

5.4.2 Supply-based measurement of 2030 target

As estimated by the *Fourth IMO GHG Study 2020*, the attained CII of international shipping (on aggregated supply-based metric) has reduced by **22.0%** ($R_{shipping,2018} = 22.0\%$) compared to 2008, with an estimated average annual improvement at **1.6** percentage points ($\bar{r}_{shipping} = 1.6\%$). In accordance with Eq.(5), the carbon intensity reduction achieved in year 2019 relative to 2008 is estimated as **23.6%** ($R_{shipping,2019} = 23.6\%$).

5.5 Given the achieved carbon intensity reduction of international shipping in year 2019 relative to year 2008, the carbon intensity reduction target of international shipping in year 2030 can be converted to the equivalent target ($eR_{shipping,2030}$) relative to year 2019, as follows:

$$eR_{shipping,2030} = \frac{40\% - R_{shipping,2019}}{1 - R_{shipping,2019}} \quad (6)$$

5.5.1 Demand-based measurement of 2030 target

In accordance with Eq.(6), the equivalent reduction factor of international shipping in year 2030 relative to year 2019 ($eR_{shipping,2030}$) would be at least **10.0%** measured in aggregated demand-based CII metric, i.e. at least additional **10.0%** improvement from the 2019 level is needed by 2030.

5.5.2 Supply-based measurement of 2030 target

In accordance with Eq.(6), the equivalent reduction factor of international shipping in 2030 relative to year 2019 ($eR_{shipping,2030}$) would be at least **21.5%**, measured in aggregated supply-based CII metric, i.e. at least additional **21.5%** improvement from the 2019 level is needed by 2030.

ANNEX 13

**RESOLUTION MEPC.339(76)
(adopted on 17 June 2021)**

**2021 GUIDELINES ON THE OPERATIONAL CARBON INTENSITY
RATING OF SHIPS (CII RATING GUIDELINES, G4)**

THE MARINE ENVIRONMENT PROTECTION COMMITTEE,

RECALLING Article 38(a) of the Convention on the International Maritime Organization concerning the functions of the Marine Environment Protection Committee conferred upon it by international conventions for the prevention and control of marine pollution from ships,

NOTING that it adopted, by resolution MEPC.328(76), the 2021 revised MARPOL Annex VI, which is expected to enter into force on 1 November 2022 upon its deemed acceptance on 1 May 2022,

NOTING IN PARTICULAR that the 2021 revised MARPOL Annex VI contains amendments concerning mandatory goal-based technical and operational measures to reduce carbon intensity of international shipping,

NOTING FURTHER that regulation 28.6 of MARPOL Annex VI requires ships to which this regulation apply to determine operational carbon intensity rating taking into account guidelines developed by the Organization,

RECOGNIZING that the aforementioned amendments to MARPOL Annex VI require relevant guidelines for uniform and effective implementation of the regulations,

HAVING CONSIDERED, at its seventy-sixth session, draft *2021 Guidelines on the operational carbon intensity rating of ships (CII rating guidelines, G4)*,

1 ADOPTS the *2021 Guidelines on the operational carbon intensity rating of ships (CII rating guidelines, G4)*, as set out in the annex to the present resolution;

2 INVITES Administrations to take the annexed Guidelines into account when developing and enacting national laws which give force to and implement requirements set forth in regulation 28.6 of MARPOL Annex VI;

3 REQUESTS the Parties to MARPOL Annex VI and other Member Governments to bring the annexed Guidelines to the attention of masters, seafarers, shipowners, ship operators and any other interested parties;

4 AGREES to keep the Guidelines under review in light of experience gained with their implementation, of additional data collected and analysed, and in light of the review of CII regulations to be completed by the Organization by 1 January 2026 as identified in regulation 28.11 of MARPOL Annex VI.

ANNEX

2021 GUIDELINES ON THE OPERATIONAL CARBON INTENSITY RATING OF SHIPS (CII RATING GUIDELINES, G4)

1 Introduction

1.1 These Guidelines provide the methods to assign operational energy efficiency performance ratings to ships, as referred to in regulation 28 of MARPOL Annex VI. On this basis, the boundaries for determining a ship's annual operational carbon intensity performance from year 2023 to 2030 are also provided.

2 Definitions

2.1 *MARPOL* means the International Convention for the Prevention of Pollution from Ships, 1973, as modified by the Protocols of 1978 and 1997 relating thereto, as amended.

2.2 *IMO DCS* means the data collection system for fuel oil consumption of ships referred to in regulation 28 and related provisions of MARPOL Annex VI.

2.3 For the purpose of these Guidelines, the definitions in MARPOL Annex VI, as amended, apply.

2.4 *Operational carbon intensity rating* means to assign a ranking label from among the five grades (A, B, C, D and E) to the ship based on the attained annual operational carbon intensity indicator, indicating a major superior, minor superior, moderate, minor inferior, or inferior performance level.

3 Framework of the operational energy efficiency performance rating

3.1 An operational energy efficiency performance rating should be annually assigned to each ship to which regulation 28 of MARPOL Annex VI applies, in a transparent and robust manner, based on the deviation of the attained annual operational carbon intensity indicator (CII) of a ship from the required value.

3.2 To facilitate the rating assignment, for each year from 2023 to 2030, four boundaries are defined for the five-grade rating mechanism, namely superior boundary, lower boundary, upper boundary, and inferior boundary. Thus, a rating can be assigned through comparing the attained annual operational CII of a ship with the boundary values.

3.3 The boundaries are set based on the distribution of CIIs of individual ships in year 2019. The appropriate rating boundaries are expected to generate the following results: the middle 30% of individual ships across the fleet segment, in terms of the attained annual operational CIIs, are to be assigned rating C, while the upper 20% and further upper 15% of individuals are to be assigned rating D and E respectively, the lower 20% and further lower 15% of the individuals are to be assigned rating B and A respectively, as illustrated in figure 1.

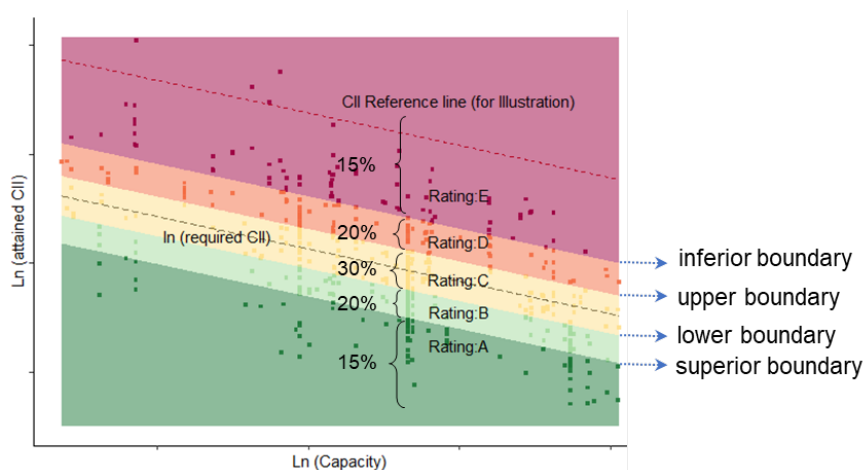


Figure 1: Operational energy efficiency performance rating scale

3.4 Given the incremental operational carbon intensity reduction factors over time, the boundaries for defining performance ratings should be synchronized accordingly, although the relative distance between the boundaries should not change. The rating of a ship would be determined by the attained CII and the predetermined rating boundaries, rather than the attained CII of other ships. Note that the distribution of ship individual ratings in a specific year may not be always identical with the scenario in 2019, where for example 20% may achieve A, 30% may achieve B, 40% may achieve C, 8% may achieve D and 2% may achieve E in a given year.

4 Method to determine the rating boundaries

4.1 The boundaries can be determined by the required annual operational CII in conjunction with the vectors, indicating the direction and distance they deviate from the required value (denoted as dd vectors for easy reference), as illustrated in figure 2.

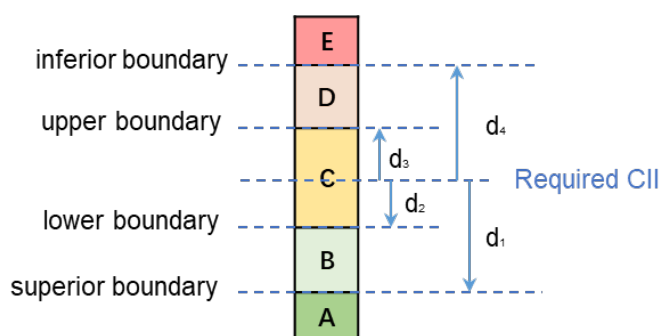


Figure 2: dd vectors and rating bands

4.2 Statistically, the dd vectors depend on the distribution of the attained annual operational CII of ships of the type concerned, which can be estimated through a quantile regression, taking data collected through DCS in year 2019 as the sample.

4.3 The quantile regression model for a specific ship type can be developed as follows:

$$\ln(\text{attained CII}) = \delta^{(p)} - c \ln(\text{Capacity}) + \varepsilon^{(p)}, \quad p = \{0.15, 0.35, 0.50, 0.65, 0.85\} \quad (5)$$

where $Capacity$ is identical with the one used in the operation carbon intensity indicator as specified in the Guidelines on operational carbon intensity indicators and the calculation

methods (G1); p is the typical quantile, meaning the proportion of observations with a lower value is $p\%$; $\delta^{(p)}$ is the constant term, and $\varepsilon^{(p)}$ is the error term.

4.4 The quantile regression lines in logarithm form are illustrated in Fig.3.

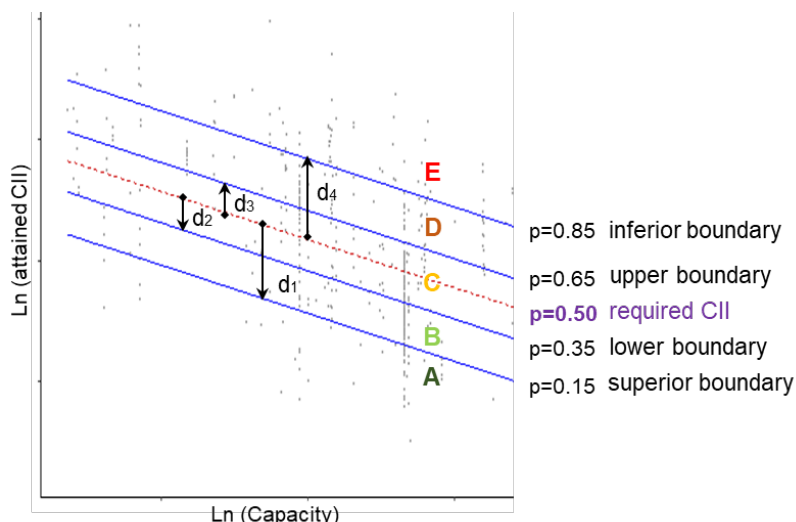


Figure 3: Quantile regression lines in logarithm form

4.5 Then, the dd vectors can be calculated based on the estimates of the intercept ($\hat{\delta}^{(p)}$), in accordance with Eq.(2), as follows:

$$\left. \begin{aligned} d_1 &= \hat{\delta}^{(0.15)} - \hat{\delta}^{(0.50)} \\ d_2 &= \hat{\delta}^{(0.35)} - \hat{\delta}^{(0.50)} \\ d_3 &= \hat{\delta}^{(0.65)} - \hat{\delta}^{(0.50)} \\ d_4 &= \hat{\delta}^{(0.85)} - \hat{\delta}^{(0.50)} \end{aligned} \right\} \quad (6)$$

4.6 Through an exponential transformation of each dd vector, the four boundaries fitted in the original data form can be derived based on the required annual operational carbon intensity indicator ($required\ CII$), as follows:

$$\left. \begin{aligned} \text{superior boundary} &= \exp(d_1) \cdot \text{required } CII \\ \text{lower boundary} &= \exp(d_2) \cdot \text{required } CII \\ \text{upper boundary} &= \exp(d_3) \cdot \text{required } CII \\ \text{inferior boundary} &= \exp(d_4) \cdot \text{required } CII \end{aligned} \right\} \quad (7)$$

Rating boundaries of ship types

The estimated dd vectors after exponential transformation for determining the rating boundaries of ship types are as follows:

Table 1: *dd* vectors for determining the rating boundaries of ship types

Ship type		Capacity in CII calculation	<i>dd</i> vectors (after exponential transformation)			
			exp(d1)	exp(d2)	exp(d3)	exp(d4)
Bulk carrier		DWT	0.86	0.94	1.06	1.18
Gas carrier	65,000 DWT and above	DWT	0.81	0.91	1.12	1.44
	less than 65,000 DWT	DWT	0.85	0.95	1.06	1.25
Tanker		DWT	0.82	0.93	1.08	1.28
Container ship		DWT	0.83	0.94	1.07	1.19
General cargo ship		DWT	0.83	0.94	1.06	1.19
Refrigerated cargo carrier		DWT	0.78	0.91	1.07	1.20
Combination carrier		DWT	0.87	0.96	1.06	1.14
LNG carrier	100,000 DWT and above	DWT	0.89	0.98	1.06	1.13
	less than 100,000 DWT		0.78	0.92	1.10	1.37
Ro-ro cargo ship (vehicle carrier)		GT	0.86	0.94	1.06	1.16
Ro-ro cargo ship		DWT	0.66	0.90	1.11	1.37
Ro-ro passenger ship		GT	0.72	0.90	1.12	1.41
Cruise passenger ship		GT	0.87	0.95	1.06	1.16

By comparing the attained annual operational CII of a specific ship with the four boundaries, a rating can then be assigned. For example, given the required CII of a bulk carrier in a specific year as 10 gCO₂/(dwt.nmile), then the superior boundary, lower boundary, upper boundary, and inferior boundary is 8.6, 9.4, 10.6 and 11.8 gCO₂/(dwt.nmile). If the attained CII is 9 gCO₂/(dwt.nmile), the ship would be rated as "B".
